



Evario

The bed that's at home in any hospital unit



“Our team shouldn’t have to adjust to a new hospital bed in every room. The Evario convinces us with its easy operating concept and the many options it offers.”

Sandra Hilling
Charge nurse

WHAT WE OFFER

- Beds with customised dimensions, suitable for meeting the requirements of tall patients or small rooms
- Individual operating concepts with handsets or control panels that are all equally easy to use and do not require any additional learning effort
- Modern safety sides that combine protection and early mobilisation of the patient

Evario

The hospital bed that meets every requirement

The wide-ranging requirements that hospital beds are expected to fulfil would initially seem to necessitate the use of many special-purpose models. But how much easier and user-friendly - not to mention more cost-effective - would it be if just one model of bed could meet every need. This is precisely the approach that is followed by the Evario from Stiegmeyer. Its intelligent modular

system makes the Evario equally at home in any hospital unit. A variety of control options, safety side systems, castors as well as headboards and footboards are brought together to form a practical and attractively versatile hospital bed that meets individual requirements while still providing excellent value for money.




Variety of widths

		
Evario 87 cm width	Evario 90 cm width	Evario extra wide Enhanced comfort
<ul style="list-style-type: none">• Mattress base (mattress dimensions): 87 x 200 cm- External width of less than 1 metre- Choice of Protega split safety side and ¾ safety side- Controlled with LCD handset or integrated control panel- With Intercontinental, Stelo or Rondo headboard and footboard	<ul style="list-style-type: none">• Mattress base (mattress dimensions): 90 x 200 cm- For 90 cm mattresses and alternating pressure systems- All headboard and footboard designs are suitable- Protega split safety side- Controlled with LCD handset or integrated control panel- Cables integrated in the bed frame	<ul style="list-style-type: none">• Mattress base (mattress dimensions): 97 x 200 cm- Also suitable for heavy residents- Option of a fifth castor for better manoeuvrability of the wider bed
Page 4	Page 4	Page 15

Contents

Evario The bed that’s at home in any hospital unit	4	Features for intensive care units <ul style="list-style-type: none">• Emergency situations• Restraint systems	17
Safety sides <ul style="list-style-type: none">• ¾ safety side• Protega safety side	6	Cost-effective benefits <ul style="list-style-type: none">• High quality• Evario with a fixed headboard	18
Easy to operate <ul style="list-style-type: none">• Integrated control panels• LCD handset• Foot switch	7	Reliable hygiene	20
Benefits for nursing staff <ul style="list-style-type: none">• Practical operating functions• Easy to operate• Good manoeuvrability	8	Connectivity <ul style="list-style-type: none">• Smart hospital	22
Benefits for patients <ul style="list-style-type: none">• Easy mobilisation• Fall prevention• Comfort and safety	9	Technical service <ul style="list-style-type: none">• Particularly maintenance-friendly• Our services	23
Evario extra wide	10	Useful extras <ul style="list-style-type: none">• Quado bedside cabinet, accessories	24
Evario extra long	11	Equipment and options	25
	12	The Stiegmeyer-Group	30

Various special functions

		
Evario extra long The bed for tall patients	Evario with scales Precise weight monitoring	Evario with a fixed headboard Safe height adjustment
<ul style="list-style-type: none">• Mattress base (mattress dimensions): 87 x 210 cm- Extra 18 cm bed extension possible- Attractive headboards and footboards to choose from	<ul style="list-style-type: none">• Mattress base (mattress dimensions): 90 x 200 cm- Integrated bed scales with separate handset- Weighing accuracy of 200 g- Can be fitted with optional Out-of-Bed system- In networked beds, the patient weight can be transmitted to the dashboard (optional)	<ul style="list-style-type: none">• Mattress base (mattress dimensions): 87 x 200 cm- No collisions with furniture during height adjustment- Height adjustment range of 35 – 85 cm (with integral castor)- Safe use of accessories (patient lifting pole, infusion stand) even with full mobility of mattress base
Page 15	Page 16	Page 19



With its high comfort and stylish design, the Evario is also ideally suited for use in private-option patient rooms.

Evario

The bed that's at home in any hospital unit

Its modular system makes the Evario a bed that adapts itself to very specific requirements. In the basic configuration, it is available with mattress base widths of 87 or 90 cm. The narrower version makes it easier to manoeuvre in confined spaces and narrow doorways.

It allows such a variety of decors and forms to be combined that the design spectrum ranges from cosy stylishness to contemporary clean lines. Hospitals can therefore enhance the quality of their patient rooms with an individual appearance.

Your advantages:

- A high safe working load makes it equally suitable for heavier patients weighing up to 250 kg
- Integrated 28 cm bed extension for tall persons
- Easy cleaning and maintenance due to large-surface design and good access to all components



- ▲ The Evario offers a number of equipment variants for intensive care, such as optional scales, as well as many options for attaching accessories and for operating the bed with a foot switch.



- ▲ Headboards and footboards can be coordinated freely with safety sides. It is possible, for example, to combine the classic Rondo headboard and footboard with the Protega safety side.

With its variety of Resopal decors, the Evario fits perfectly into any surroundings.

Silver Grey
0160-60

Snow White
9417-60

Gold
0446-60

Azur
0744-60

Ottawa Maple
4209-60

Eternal Cherry
4325-60

Global Beech
4306-60

Noce Praliné
4452-60

Valley Oak
4166-60

Noce Lyon
4232-60

Baltic Sea
D475-60

Storm
10542-60

“Protecting patients who are prone to falls is important. But it should also be possible to enable successful early mobilisation. To do so, we need modern safety sides.”

Sandra Hilling
Charge nurse

WHAT WE OFFER

- Choice between split and $\frac{3}{4}$ safety sides to cater for patients' different protection needs
- Easy to operate even in tense situations
- Pleasant feel and virtually noiseless adjustments
- Excellent hygiene properties – the Protega safety side is the only machine-washable model of its kind

Safety sides

$\frac{3}{4}$ safety side –
space-saving and for one-hand operation



Raising and lowering the $\frac{3}{4}$ safety side makes virtually no noise. The machine-washable version includes integrated edge protection.



▲ Nursing staff can operate this safety side quickly and intuitively with just one hand.



▲ The $\frac{3}{4}$ safety side at the foot end incorporates a wall deflection roller which protects the bed and furnishings from side-on collisions.

Preventing patient falls from hospital beds is of the highest priority. At the same time, however, it is important to promote mobility and reduce the use of freedom-restricting measures. Evario's safety side systems are the right choice for meeting these requirements. With their generous protective height of up to 39 cm, they also allow problem-free use of comfort mattresses, anti-decubitus mattresses and alternating pressure systems. The $\frac{3}{4}$ safety side protects a large proportion of the mattress base and so provides a high level of safety. It is also space-saving, blends in discreetly and allows the patient an unobstructed view.



If the Protega safety side is raised at the head end only, the patient can still get out of bed easily.

Protega safety side – the plastic split safety side

The Protega safety side is an alternative developed by Stiegmeyer to provide a flexible response to patients' needs. The wing-shaped split safety side in high-strength plastic can optionally be raised at the head end only or along the whole length of the mattress base.

This forms an orientation aid or provides the patient with full protection. They have an ergonomic and pleasing feel, and the synthetic material always feels pleasantly warm to the touch. The planar design provides extensive protection from entrapment and allows easy and thorough cleaning.

▼ It only needs one hand to swing the safety side wings downwards in a quietly cushioned, power assisted motion so that they take up very little space along the side of the bed.

▼ The Protega safety side that comes with the bed affords ideal protection for the patient at the body's centre of gravity.



Easy to operate



▲ The pleasantly backlit controls enhance safety even in the dark, while the bed's preset treatment positions considerably simplify nurses' work.

Intuitive bed control with integrated control panels

If the Evario is fitted with Protega safety sides, the bed can optionally be operated with innovative control panels. These sleek and stylish panels are integrated in the safety sides on both sides of the bed. The outward-facing side of the panel is designed with a large display that provides access to separate control levels for use by nurses and technical staff. As well as normal adjustments, these

control levels can be used to select medically indicated positions such as the Trendelenburg position. In addition to the control panel or handset, a pull-out nurse control integrated at the foot end provides a safe controller for operating the bed. Alternatively, there is the option of an economical locking box that brings together practical locking functions to manage the bed.



▲ The outward-facing panels offer additional options for nursing staff or technicians.

◀ In addition to the control panel or handset, a pull-out nurse control integrated at the foot end provides a safe controller for operating the bed.



WHAT WE OFFER

- The LCD handset enables all options for nursing staff, even if functions are locked for the patient
- The technician level facilitates maintenance and helps to save time and costs
- Using the height-adjustment foot switch makes it easier for staff to look after patients

LCD handset with only 3 buttons



The stylish slimline LCD handset is attractive with its backlit display and only 3 buttons. Patients can select and use the bed's adjustment options quickly and easily on the display. Functions locked by care staff are not visible for the patient. This intuitive operation makes it suitable for use even by people with restricted capabilities.

To avoid inadvertent adjustments to the bed, the LCD handset has separate control levels for patients, nursing staff and technical personnel. On their control level, nurses can lock certain adjustment options for patients but, with the EasyCare function, nurses can still use all the bed's options themselves. The 3rd control level allows technicians to make useful settings for maintenance and error analysis.

▲ Nurses have greater control over the Evario at their control level.

▲ Changing control levels is easy with the help of an unlocking magnet on the bed.

Foot switch



Hands free for important tasks

It is often necessary to adjust the height of the mattress base while the nurse is already providing the patient with intensive care. The optional foot switch is used for this purpose.

- Height adjustment without interrupting the nursing care
- Quick relief for the back if a strenuous situation involving a bent posture suddenly arises
- Height adjustment without hand contact

Benefits for nursing staff

Quick adjustment of the bed through practical functions



▲ Fowler position.



▲ Cardiac chair position.



▲ Reverse-Trendelenburg position.



▲ Trendelenburg position.

Positioning patients appropriately, especially if they are immobile, can be extremely strenuous for nursing staff. The Evario takes over this task almost completely. At the touch of a button on the control panel, its motorised adjustable mattress base glides gently into the cardiac chair position, the orthopaedic position, the reverse-Trendelenburg position or the Trendelenburg position. All adjustments are possible, even with a maximum patient weight of 250 kg.

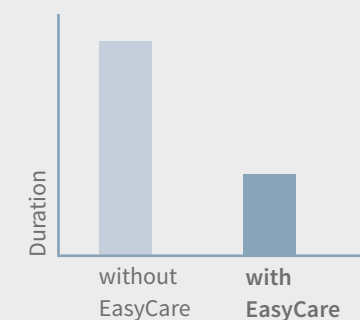
As a practical and positive aid for nursing staff, three preset backrest positions that are frequently needed in everyday nursing are provided. These can be selected at the touch of a button on the Evario control panel which is close to the patient: Adjustment angles of 15°, 30° and 45°.



EasyCare lightens the workload of nursing staff

- The LCD handset and the integrated control panels offer three control levels for patients, nurses and technicians.
- Nurses can lock and conceal certain adjustment functions for the patient.
- With the EasyCare function, these adjustments can be made at nurse level without changing the locking status for the patient. This saves considerable time for nursing staff and also enhances safety.

Enabling the functions



Easy to operate



Easy operation is possible from all four sides of the bed.

Fast, effortless working is necessary for a more relaxed daily routine in the hospital unit. The Evario supports you in this. When equipped with integrated control panels and a nurse control at the foot end, for example, it can be controlled from three sides at any time without the need to change position in the room during a tense situation. The integrated bed extension is just as easy to use. It can be unlocked in seconds and extended without any tools.

- ▼ The integrated 28 cm bed extension can be pulled out without using any tools.



- ▼ The optional extension for the lower leg rest moves together with the leg rest when adjustments are made, so that tall patients can also raise their legs.



Good manoeuvrability


The Evario is very easy to push along and manoeuvre along wide corridors and in narrow spaces. Even in the basic version with 4 castors, one nurse is often sufficient to steer the bed safely and effortlessly. The use of the directional castor facilitates smooth running in a straight line.

The optional fifth castor also facilitates turning the bed on the spot and safe cornering. Since this is fitted under the centre of the bed and always acts as a directional castor, the nurse is able to control the bed from both the head end and the foot end (with 4 castors, the pre-configured directional castor should always be at the opposite end to the nurse who is pushing the bed).

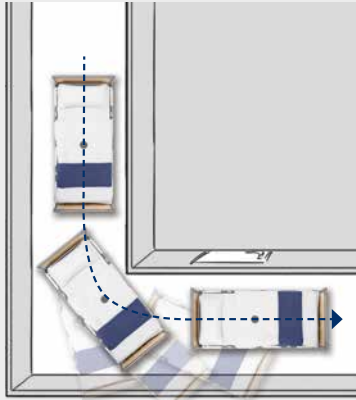
Stable handle bars on the headboard and footboard make the bed easy to handle when moving it.



▲ The optional fifth castor makes it easier for nursing staff to manoeuvre the bed.



Advantages of the fifth castor



If a bed with a patient lying in it rapidly turns a corner, high centrifugal forces can come into play. The fifth castor ensures that the Evario remains on track and prevents it from slipping sideways.

◀ The hook-on Quado bedside cabinet facilitates patient transfers and transportation of the bed for reprocessing.

Benefits for patients

Effective mobilisation

Early mobilisation often speeds up recovery. In a trial by Peter E. Morris and colleagues, mobilised patients left the intensive care unit one and a half days earlier than those in the non-mobilised comparison group (5,5 days instead of 6,9 days). Overall, their hospital stay was reduced by more than 3 days (11,2 compared to 14,5 days). On the Evario, the split Protega safety side, in particular, makes it easier for the patient to stand up.



▲ The split Protega safety side and the handrails running all round the bed foster patient mobility. Patients can get up by themselves and have a handrail to hold onto all round.



▲ The assistance afforded by the bed also relieves the strain on nursing staff during mobilisation.

Early mobilisation pays off for everyone

Both the patient and the hospital benefit from the advantages of early mobilisation. Patients often enjoy a better quality of life afterwards and, according to studies, need significantly less pain medication. The hospital saves up to 1 200 euros per day when a patient's stay in the intensive care unit is shortened. The Evario thus pays for itself very quickly.

The stay in the intensive care unit is reduced by around 1,5 days due to early mobilisation

Morris PE, Goad A, Thompson C, Taylor K, Harry B, Passmore L, Ross A, Anderson L, Baker S, Sanchez M, Penley L, Howard A, Dixon L, Leach S, Small R, Hite RD, Haponik E. Early intensive care unit mobility therapy in the treatment of acute respiratory failure. Crit Care Med. 2008 Aug;36(8):2238-43. doi: 10.1097/CCM.0b013e318180b90e. PMID: 18596631.

Fall prevention

How can patients at risk of falling be ideally protected without restricting their freedom and mobility? One of the most convincing answers is the use of a low-height bed. The Evario can be lowered to a height of 32 cm, making the risk of injury low in the event of a fall.

At only 32 cm, the lowest position of the bed promotes fall prevention. ▶



Comfort and safety

The Evario's great comfort and stylish good looks make it a hospital bed that you can feel at home in. Patients can regain strength and renewed confidence in this bed. This has a positive effect on the speed of their recovery.



▲ The Evario provides ample room and comfort in every situation – this is also due to the backrest retraction which prevents uncomfortable shearing forces during adjustments.



▲ The panels on the inward-facing side of the bed have a clear control interface for the patient to use.



▼ To enable better orientation at night, patients can switch on the glare-free under bed light themselves without disturbing the person in the adjacent bed.



Sophisticated comfort

- Protection in every position: the Protega split safety side moves with the backrest
- Uninterrupted safety with optional infill pieces for the safety side
- Flexible operation: optional LCD handset gives patients and staff greater freedom of movement
- 97 cm wide mattress base for more freedom of movement
- Plenty of room for tall patients, with the easy-to-operate bed extension



WHAT WE OFFER

- Safe nursing care for particularly tall and heavy patients, even when time is of the essence in an emergency
- High level of comfort for patients with high expectations in private-option patient rooms

Evario extra wide

A 97 cm wide version in combination with a 200 cm long mattress base is available on request. A bed extension is also possible at the same time. Like the other variants of the Evario, this bed offers a high safe working load of 260 kg. The wider mattress base provides extra added comfort for heavy patients.



Evario extra long

Patients in general have become taller and heavier over a period of many years. Hospitals are now ideally prepared for this with the "Evario extra long": the mattress base is 210 cm long and can be extended even further to 228 cm.



Features for intensive care units

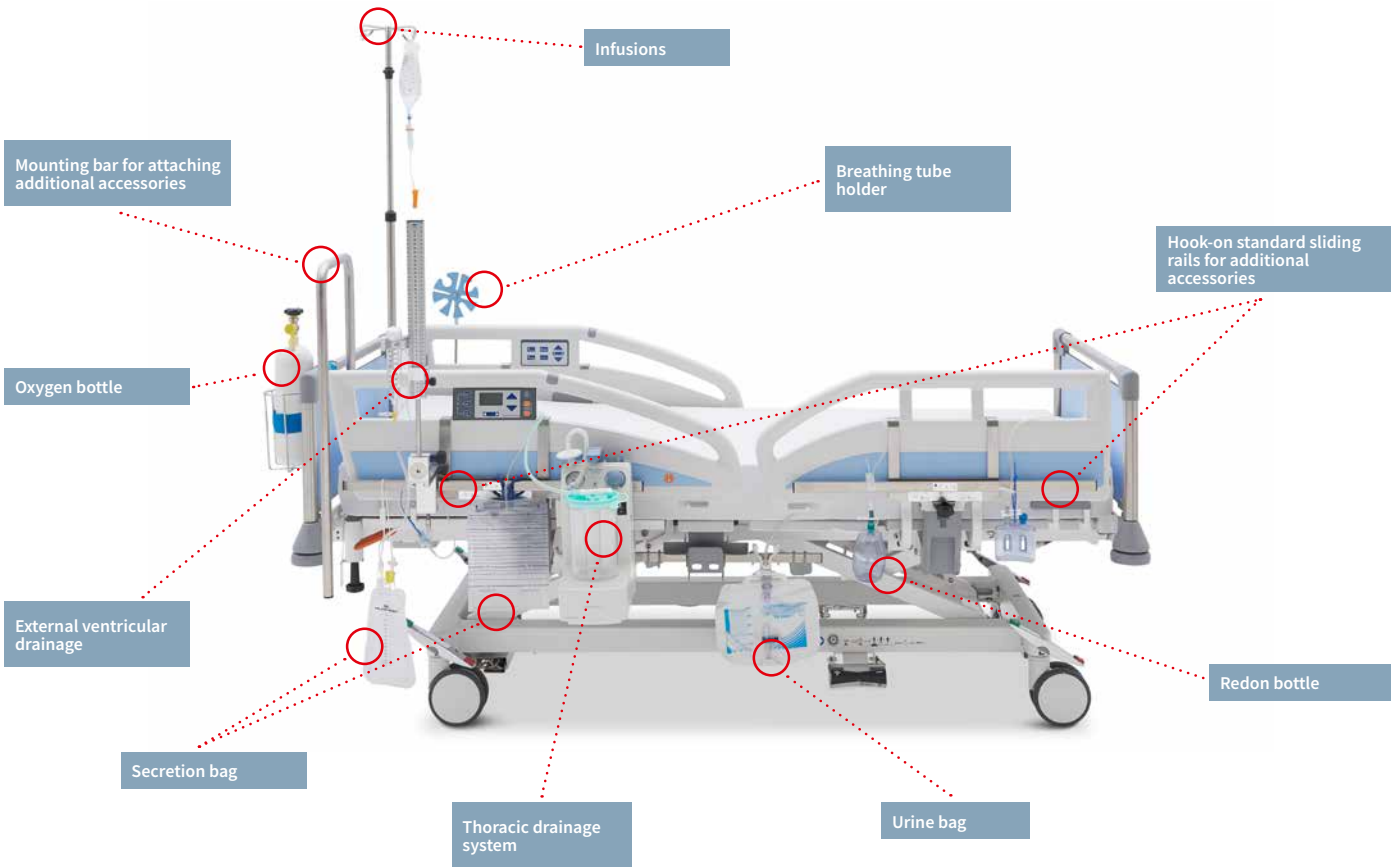


The Evario can be equipped to meet the demanding requirements of an intensive care unit. Optional scales are available for patient anamnesis, enabling precise weighing of the patient to aid diagnosis and ensure correct medication. The scales monitor the patient's weight with an accuracy of 200 grams. Easy settings on the handset help to calculate the weight of the mattress or varying accessories.

Almost 20 % of patients are given a dose of medication that deviates from the recommended dose due to their body weight being incorrectly estimated.

Barrow T, Khan MS, Halse O, Bentley P, Sharma P. Estimating Weight of Patients With Acute Stroke When Dosing for Thrombolysis. Stroke. 2016 Jan;47(1):228-31. doi: 10.1161/STROKEAHA.115.011436. Epub 2015 Nov 10. PMID: 26556826.

Often, more than a dozen medical devices are used at the same time to help monitor and care for an ICU patient. The Evario can be equipped with standard sliding rails all round. This way, attaching the required equipment is no longer a problem. Coordinated accessories from Stieglmeier support you in attaching medical equipment.



Every second counts in an emergency

In every intensive care unit, resuscitations are necessary several times a week. In such cases, every second counts – including when appropriately adjusting the bed. With the Evario, all necessary steps can be taken in the shortest possible time. The Protega safety sides can be lowered without any complicated mechanisms

or catches. The mattress base moves automatically into the resuscitation position when the CPR buttons are pressed. Alternatively, it is also possible to lower the backrest using the emergency lever. The quickly removable headboard allows unhindered access to the patient.

▼ In an emergency, the CPR position can be set instantly with a manual lever on the backrest.



▼ It only needs one hand to swing the Protega safety side elements downwards in a quietly cushioned, power assisted motion so that they take up very little space along the side of the bed.



▲ A simple mechanism unlocks the headboard.



▲ Faster access to the patient due to removable head and footboards.

Safe attachment of restraint systems for particularly vulnerable patients

Restraining patients temporarily is often the safest option when it comes to preventing self-endangerment. As a rule, the wrists are restrained. Slots in the mattress base allow belt systems to be attached wherever they are needed.





WHAT WE OFFER

- Long durability thanks to components tested in excess of standard procedures
- Spare parts still available 15 years after purchase
- Resistance to damage due to sturdy, intelligent design
- Effortless maintenance

Cost-effective benefits

Tested far beyond current standards

The Evario is a worthwhile investment that gives the hospital an outstanding value-for-money bed that saves costs in the long term. All components have been subjected to thorough testing, often far in excess of standard procedures, to ensure the bed has a long life cycle. Its intelligent design means that the Evario also excludes certain risks of damage right from the outset. The integrated control panel is extremely resistant to damage since it cannot be pulled out or fall off. And if a repair becomes necessary after all, the control panel can simply be removed without the need to dismantle the safety side.



▲ A versatile range of wall deflection rollers and wall buffer cones protects the bed and walls from damage.

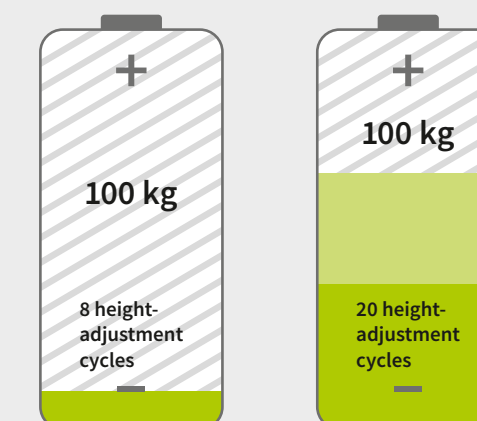


▲ The technician control level on the LCD handset and control panel provides useful settings for maintenance, error analysis and reset functions.



▲ The powerful, long-life lithium-ion battery is available as an option for all Evario models. This battery enables a greater number of adjustment cycles to be carried out and needs to be replaced less frequently.

Advantages at a glance



With a load of 100 kg, 8 height adjustments can be made with the lead-gel battery, and 20 adjustments with the lithium-ion battery.

The Evario with a fixed headboard reduces the risk of damage

With this model variant, the fixed headboard does not move during height adjustment, so collisions with room furnishings are avoided.

- Mattress base dimensions of 87 x 200 cm

- Height adjustment range of 32 – 85 cm
- Patient lifting pole and infusion stand on the exterior
- Tilttable into a Trendelenburg position of up to 12°



▲ Scraping walls when adjusting the mattress base height is avoided.



▲ The external patient lifting pole does not move when the height is adjusted.

Reliable hygiene



Automatic reprocessing possible as an option

On average, a hospital bed is reprocessed 50 times a year. Our machine-washable models can be washed 10 times more often than is required by the standard.

Hundreds of thousands of hospital-acquired infections per year; pandemic control as an existential challenge: ensuring consistent, verifiable hygiene in hospitals has never been more important. The Evario, that also offers a machine washable option, makes a decisive contribution in this respect. And the energy-saving automatic reprocessing also saves time and frees up resources for other tasks.





▲ The optimal mattress base setting for machine washing is preset on the control panel.

◀ The Evario can be adjusted hands-free with the help of the foot switch. At the same time, the nurse remains close to the patient.



◀ The headboards and footboards available to choose from enhance the good hygiene properties of the bed.



Every year, 400 000 to 600 000 patients in Germany contract hospital-acquired infections, some of which could be prevented or influenced.

German Federal Ministry of Health (2020): Hospital hygiene

“Safe, validatable hygiene in a short time and without the physical strain and exertion – that’s the goal of our bed reprocessing.”



Maria Szlesak
Hygienist

- WHAT WE OFFER
- Optionally machine-washable
 - Withstands ten times more washing cycles than the standard requires
 - Flat-surface design with good hygiene properties
 - Concealed cable routing
 - Uncluttered chassis

Connectivity

Smart Hospital®

Digitisation and networking of hospital beds



▲ Status information about the beds
◀ and, for example, notifications of whether a patient has left the bed can be displayed on a tablet, smartphone or on the PC in the nurses' room.

In every hospital, patient safety and protecting the facility are important issues. But in everyday life it's almost impossible for staff to keep a permanent eye on every room in the hospital unit. The Stiegmeyer Connect system provides you with important status information about the unit's beds at a glance.

The use of digital technology in hospitals offers many opportunities for improving patient care and safety, for more efficient workflows and communication processes, and for healthcare research.

Hospital Report 2019

Advantages at a glance

- Clear information on a dashboard
- Can be used on PCs, tablets and smartphones
- Fall prevention through Out-of-Bed system and control of the lowest mattress base position
- Patient weight is transmitted to the dashboard
- Time-saving through live tracking of beds
- Quick occupancy overview
- Optimised bed maintenance
- Interface to third-party systems available

Technical service


Particularly maintenance-friendly

The safety, efficiency and ease of use of the Evario are also evident during inspections and maintenance. All electronic components have been placed so as to afford particular protection and yet make them easily accessible at all times. The control unit and the battery are located underneath the head end of the mattress base. Service technicians can carry out any necessary maintenance and repair work on these components in just a few easy steps.



◀ The technician level helps with inspections and maintenance.

▶ All electronic components of the bed are easily accessible. Service technicians thus save up to 20 minutes' time during maintenance work.



Our services – tailored to your requirements

The high-quality hospital beds and care beds from the Stiegmeyer-Group are supported by an equally first-class service. Our service includes the core tasks of checking, repairs, training and consulting. We tailor our service to the wishes and requirements of your company. You can contact us in any way; all channels are open to you. Your dedicated contact at the other end of the phone will assist you with ordering spare parts and provide comprehensive technical support. More than 50 members of our technical service team are available to conduct inspections, maintenance and repairs at the customer's premises. Our service department supplies replacement parts for all Stiegmeyer products for at least 15 years after the purchase date. Stiegmeyer has opened an ultra-modern service centre in Herford providing 3 000 square metres of storage. This automated warehouse contains an average of 7 500 items that can normally be shipped throughout Germany within a short space of time. You can also conveniently order these items **online in our online shop for spare parts.**



+49 (0) 5221 185 777
Mon-Thu from 8:00 am
to 4:30 pm and
Fri from 8:00 am to 2:00 pm



service@stiegmeyer.com



www.stiegmeyer.com/de/service/ersatzteilservice/

Bed check

The bed check can involve an inspection or maintenance work. In an inspection, we evaluate the technical state of the bed in its current condition. This lets suitable action be defined for every single bed. In addition to these services, maintenance comprises preventive measures, such as adjusting the brakes. Maintenance is designed to preserve the normal condition. Inspection and maintenance work always includes an electrical safety test (in line with DGUV V3) and a service report.

Quick repair of the bed

As the manufacturer, we guarantee the supply of original replacement parts within a short period of time. Our staff repair any damage to your beds quickly, expertly and inexpensively. Special repairs, modifications or complete overhauls are carried out in our service centre in Herford.

Useful extras for Evario hospital bed

Quado bedside cabinet



- ▲ The slimline Quado bedside cabinet is ideally suited to everyday hospital use in rooms with limited space. Whenever the overbed table is not in use, it can be folded away easily and softly. The Quado can be transported with the bed by simply hanging it onto the headboard or footboard.

Accessories



- ▲ The disinfectant holder supports reliable hygiene in the hospital.



- ▲ The drainage tube holder can be attached to the handle bars of the head and footboards.



- ▲ The hook-on standard sliding rail allows additional accessories to be attached close to the patient.



Details of further accessories as well as alternating pressure systems and mattresses are available in separate brochures or on request.

This may also interest you!

Equipment and options

Headboards and footboards



Stelo design

- For model variants with 87 cm and 90 cm widths, extra wide, extra long and with scales
- With sturdy stainless steel profiles
- Headboard and footboard are fully removable
- Secured to prevent accidental removal
- Decors from Stieglmeier Resopal collection



Intercontinental design

- For model variants with 87 cm and 90 cm widths, extra long and with fixed headboard
- Made of PP plastic
- Headboard and footboard are fully removable
- Particularly easy to clean
- Secured to prevent accidental removal



Rondo design

- For model variants with 87 cm and 90 cm widths, extra long and with scales
- With anodised aluminium profiles
- Interchangeable edge protection profile at the sides
- Headboard and footboard are fully removable
- Secured to prevent accidental removal



Fixed headboard

- Headboard fixed to the chassis, fully removable as for footboard
- Stays in place while mattress base height is adjusted
- Protection against collisions with room furnishings
- Secured to prevent accidental removal
- Only combinable with Intercontinental headboard/footboard

Safety sides



3/4 safety side

- Protective height of approximately 39 cm above the mattress base
- Can be released and lowered quietly with one hand
- Clear, unobstructed view for the patient
- Machine-washable version with edge protection



Protega safety side


- Protective height of approximately 42 cm above the mattress base
- Split safety side made of sturdy plastic
- Easy power-assisted operation with damped movement
- Extensive finger-trap-protection

Mattress bases



Hygiene mattress base

- Made of polypropylene
- Sections can be removed separately
- Modern design
- With slots for belt systems




All-plastic mattress base

- Made of HPL
- Sections can be removed separately, optionally secured in place to prevent removal
- With slots for belt systems
- Ideal for automated reprocessing



Wire mesh mattress base

- Made of steel
- Particularly sturdy and durable
- Sections secured in place or separately removable
- Ideal for automated reprocessing






Radiolucent backrest



- All-plastic (HPL) radiolucent backrest material; other hygiene mattress base parts are made of polypropylene
- Patient can be X-rayed without being relocated
- Including cassette holder

	Integral castor
	<ul style="list-style-type: none"> • Diameter 150 mm • Height adjustment range of mattress base 35 – 91 cm • Chassis ground clearance 17 cm
	Steinco double castor
	<ul style="list-style-type: none"> • Diameter 150 mm • Height adjustment range of mattress base 35 – 91 cm • Chassis ground clearance 17 cm
	Linea double castor
	<ul style="list-style-type: none"> • Diameter 150 mm • Height adjustment range of mattress base 32 – 88 cm • Chassis ground clearance 13,5 cm




Brake pedals

	Die-cast bar
	<ul style="list-style-type: none"> • Die-cast, chrome-plated • Press to apply brake • Lift bar with foot from underneath to release brake • Die-cast for elegant appearance
	Die-cast lever
	<ul style="list-style-type: none"> • Die cast, chrome-plated • Tread surfaces with coloured marking • Quick and intuitive to use • Die-cast for elegant appearance
	Plastic lever
	<ul style="list-style-type: none"> • Plastic • Tread surfaces with coloured marking • Quick and intuitive to use







Wall deflection rollers

	Plastic
	<ul style="list-style-type: none"> • Diameter 100 mm • Material: polyamide (PA6) • Including wall buffer cones
	Universal
	<ul style="list-style-type: none"> • Diameter 100 mm • Vertically and horizontally effective • Material: polyamide (PA6) • Including wall buffer cones

Digital assistance systems

	Out-of-Bed system
	<ul style="list-style-type: none"> • 4 selectable response times for the signal • Automatic activation of the under bed light can be selected • Controlled and activated with a separate handset • Can be connected to existing nurse call systems through open interfaces (see instruction manual)
	Under bed light
	<ul style="list-style-type: none"> • Activated on LCD handset or integrated control panel • Discreet, non-glare light for orientation in the dark
	Brake signal
	<ul style="list-style-type: none"> • Signal tone if brake released but mains cable not unplugged • This prevents the bed from being damaged or accidentally rolling away

Control elements

	Integrated control panel
	<ul style="list-style-type: none"> • Integrated in the Protega safety side on both sides of the bed • Practical adjustment options for patients (inward-facing side) and nurses and technicians (outward-facing side) • Pre-set bed positions • Quick activation of the CPR function
	LCD handset
	<ul style="list-style-type: none"> • 3 control levels (for patients, nurses and technicians) • Extensive locking and setting options in normal operation and in emergency situations at the nurse control level • Error analysis and reset function at the technician control level
	Locking box
	<ul style="list-style-type: none"> • Firmly attached to the linen holder • For locking groups of functions • For setting to Trendelenburg and CPR position • Battery level indicator
	Control box
	<ul style="list-style-type: none"> • For locking and operating all individual functions • Emergency settings • Memory functions • Battery level indicator
	Satellite control
	<ul style="list-style-type: none"> • Easy to attach to backrest • Flexible arm can be adjusted by the patient • Large symbols and easy to reach
	Foot switch
	<ul style="list-style-type: none"> • Easy height adjustment of the bed using the foot

Additional features

	Handset holder
	<ul style="list-style-type: none"> • Safe handset holder • 2 types of holder to choose from
	Standard sliding rail
	<ul style="list-style-type: none"> • Allows space-saving attachment of additional equipment along the sides of the bed • Profile 10 x 25 mm
	Universal accessory rail
	<ul style="list-style-type: none"> • Offers ample room to attach accessories, e.g. Redon bottles
	Integrated lower leg rest extension
	<ul style="list-style-type: none"> • Added comfort with the bed extension • The brackets also extend the lower leg rest
	Scales
	<ul style="list-style-type: none"> • The ergonomically designed handset can be hooked onto the headboard or footboard or stowed in the linen holder • 2,4-inch backlit display with clearly visible buttons
	Lithium-ion battery
	<ul style="list-style-type: none"> • Long-life battery • Large number of adjustment cycles

Equipment and options

	Evario 87 cm width	Evario 90 cm width	Evario extra wide	Evario extra long	Evario with scales	Evario with fixed headboard
Safety sides						
¾ for one-hand operation	✓	–	✓	–	–	–
Protega	0	✓	0	✓	✓	✓
Head and footboard design						
Intercontinental	✓	✓	–	✓	✓	✓
Stelo	0	0	✓	0	0	–
Rondo	0	0	–	0	0	–
Basic colour						
Crystal white NCS S0500N	✓	✓	✓	✓	✓	✓
Decontamination, degree of protection						
Manual reprocessing, IPX6	✓	✓	✓	✓	✓	✓
Automated reprocessing, IPX6W	0	0	–	0	–	0
Mattress bases						
PP hygiene mattress base for belt system	✓	✓	✓	✓	✓	✓
Hygiene mattress base, PP, with radiolucent backrest	0	0	–	0	0	0
All-plastic (HPL) hygiene mattress base for belt system	0	–	–	0	–	0
Wire mesh mattress base	0	–	–	0	–	0
Wire mesh base, removable	0	–	–	0	–	0
Wall deflection rollers						
4 plastic, all sides	✓	✓	✓	✓	✓	✓
4 universal, all sides	0	0	0	0	0	0
2 universal at head end, 2 plastic at foot end	0	0	0	0	0	0
Wall buffer cone						
At head and foot ends	✓	✓	✓	✓	✓	✓
Castors						
Integral castor Ø 150 mm	✓	✓	✓	✓	✓	✓
Double castor Ø 150 mm	0	0	0	0	0	0
Linea double castor Ø 150 mm	0	0	0	0	–	0
Conductive castor coating						
1 castor	✓	✓	✓	✓	✓	✓
2 castors	0	0	0	0	0	0
4 castors	0	0	0	0	0	0
5 castors	0	0	0	0	0	0
Brake pedal						
2 x plastic with coloured marking	✓	✓	✓	✓	✓	✓
4 x plastic with coloured marking	0	0	0	0	0	0
Die-cast bar, chrome-plated	0	0	0	0	0	0
2 x die cast, chrome-plated with coloured marking	0	0	0	0	0	0
4 x die cast, chrome-plated with coloured marking	0	0	0	0	0	0
Directional castor position						
Head end, right	✓	✓	✓	✓	✓	✓
Head end, left	0	0	0	0	0	0
Foot end, right	0	0	0	0	0	0
Foot end, left	0	0	0	0	0	0
Centre of bed (5th castor)	0	0	0	0	0	0

	Evario 87 cm width	Evario 90 cm width	Evario extra wide	Evario extra long	Evario with scales	Evario with fixed headboard
Control elements						
LCD handset	✓	✓	✓	✓	✓	✓
Integrated control panel	0	0	0	0	0	0
Control box in the linen holder	0	0	0	0	0	0
Locking box in the linen holder	0	0	0	0	–	0
Out-of-Bed system						
Yes	0	0	0	0	0	0
Yes, including under bed light	0	0	0	0	0	0
Additional features						
Standard sliding rails on the long sides	0	0	0	0	0	0
Standard sliding rails on backrest	0	0	0	0	0	0
Universal accessory rails on the long sides	0	0	0	0	0	0
5th castor	0	0	0	0	0	0
Linen holder	✓	✓	✓	✓	✓	✓
Lower leg rest extension	0	0	0	0	0	0
Bed extension	✓	✓	✓	✓	✓	✓
Adapter sleeve for patient lifting pole						
Oval tube, oval pole	✓	✓	✓	✓	✓	–
Round tube, round pole	0	0	0	0	0	✓
Electronic features						
Foot switch	0	0	0	0	0	0
Brake signal	0	0	0	0	0	0
Under bed light	0	0	0	0	0	0
Satellite control ¹⁾	0	–	0	0	–	–
Rechargeable battery						
Lead-gel battery	0	0	0	0	0	0
Lithium-ion battery	0	0	0	0	0	0

Technical data

All figures given are approximate values.

	Evario 87 cm width	Evario 90 cm width	Evario extra wide	Evario extra long	Evario with scales	Evario with fixed headboard
Dimensions and weights						
External dimensions	99,7 x 219 cm	103,8 x 219 cm	109,7 x 219 cm	99,7 x 227 cm	103,8 x 219 cm	99,7 x 227 cm
Mattress base (mattress dimensions)	87 x 200 cm	90 x 200 cm	97 x 200 cm	87 x 210 cm	90 x 200 cm	87 x 200 cm
Bed extension	28 cm	28 cm	28 cm	18 cm	28 cm	28 cm
Mattress base division	83 – 15 – 33 – 53 cm	83 – 15 – 33 – 53 cm	83 – 15 – 33 – 53 cm	83 – 15 – 33 – 61 cm	83 – 15 – 33 – 53 cm	83 – 15 – 33 – 53 cm
Backrest length compensation	10 cm	10 cm	10 cm	10 cm	10 cm	10 cm
Safe working load	260 kg	260 kg	260 kg	260 kg	260 kg	260 kg
Maximum weight of patient	220 – 250 kg	220 – 250 kg	220 – 250 kg	220 – 250 kg	220 – 250 kg	220 – 250 kg
Ground clearance of chassis	17 cm	17 cm	17 cm	17 cm	17 cm	17 cm
Ground clearance of chassis with Linea castor Ø 150 mm	13,5 cm	13,5 cm	13,5 cm	13,5 cm	–	13,5 cm
Total weight	160 kg	162 kg	165 kg	160 kg	170 kg	165 kg
Protective height of Protega safety sides	42 cm	42 cm	42 cm	42 cm	42 cm	42 cm
Protective height of ¾ safety sides	39 cm	–	39 cm	39 cm	–	–
Adjustment ranges						
Tilting to Trendelenburg position	14°	14°	14°	14°	14°	12°
Tilting to reverse-Trendelenburg position	15°	15°	15°	15°	15°	15°
Mattress base height	35 – 91 cm	35 – 91 cm	35 – 91 cm	35 – 91 cm	35 – 91 cm	35 – 85 cm
Mattress base height with Linea castor Ø 150 mm	32 – 88 cm	32 – 88 cm	32 – 88 cm	32 – 88 cm	–	32 – 82 cm
Backrest angle	70°	70°	70°	70°	70°	70°
Thigh rest angle	40°	40°	40°	40°	40°	40°
Fowler position angle	16°	16°	16°	16°	16°	16°



STIEGELMEYERGROUP



Solutions for people who care

The Stiegmeyer Group is Germany's leading manufacturer of medical beds for hospitals, nursing homes and homecare. With modern bedside cabinets, furniture and digital assistance systems, it is also an innovative provider of comprehensive solutions. The family-run company successfully develops offers for international markets in more than 100 countries.

Our strengths:

- Product development at our Herford headquarters in Germany – production in four modern factories in Germany and Poland
- Factory in China for the Chinese market
- Subsidiaries and sales partners in many countries
- Top-class service with reliable spare parts supply
- Training and process optimisation for our customers
- Sustainable action with strong social commitment

1 000
EMPLOYEES
WORLDWIDE

11
LOCATIONS
in Germany, Poland,
the Netherlands, Belgium,
France, Finland,
South Africa and China

Tailor-made
OFFERS
for all
MARKETS

MORE THAN
100 000 beds
produced
every year

International
CERTIFI-
CATION

UP TO
15-YEAR
spare part availability

DISTRIBUTION
in more than
100 countries

GERMAN
ENGINEERING

Our expertise

- Hospital
- Nursing home
- Homecare
- Lifestyle beds
- Furniture systems
- Service

Our values

- Experienced
- Human
- Reliable
- Solution-focused
- Open-minded
- Confident

Our brands





STIEGELMEYERGROUP

Solutions for people who care



Hauptsitz / Headquarters

Deutschland / Germany
Stieglmeyer GmbH & Co. KG
Ackerstraße 42
32051 Herford
Phone +49 (0) 5221 185 - 0
Fax +49 (0) 5221 185 - 100
info@stieglmeyer.com
www.stieglmeyer.com



Hauptsitz / Headquarters

Deutschland / Germany
Burmeier GmbH & Co. KG
Industriestraße 53
32120 Hiddenhausen
Phone +49 (0) 5223 9769 - 0
Fax +49 (0) 5223 9769 - 090
info@burmeier.com
www.burmeier.com

France
Stieglmeyer SAS
16 Avenue de l'Europe
Bâtiment SXB1
67300 Schiltigheim
Phone +33 (0) 4 7238 - 5336
contact@stieglmeyer.fr
www.stieglmeyer.fr

South Africa
Stieglmeyer Africa (PTY) Ltd.
The Estuaries - Century City
Cape Town, 7441
Phone +27 (0) 21 555 - 1415
Fax +27 (0) 21 555 - 0639
info.southafrica@stieglmeyer.com
www.stieglmeyer.co.za

Nederland / Netherlands
Stieglmeyer BV
Peppelenbos 7
6662 WB Elst
Phone +31 (0) 345 581 - 881
info@stieglmeyer.nl
www.stieglmeyer.nl

Suomi / Finland
Stieglmeyer Oy
Ahjokatu 4 A
15800 Lahti
Phone +358 (0) 3 7536 - 320
stieglmeyer@stieglmeyer.fi
www.stieglmeyer.fi

Polska / Poland
Stieglmeyer Sp. z o.o.
86-212 Stolno
Grubno 63
Phone +48 56 6771 - 400
Fax +48 56 6771 - 410
info.stolno@stieglmeyer.pl
www.stieglmeyer.pl

België / Belgique / Belgium
Distrac Group
3320 Hoegaarden
Bleyveld 14
Phone +32 (0) 16 76 82 82
info@distracgroup.com
www.distracgroup.com

China
Stieglmeyer China Co. Ltd.
Poly Center, No. 8 South Wenhua Road
Dongping New Town, Shunde District
528300 Foshan
Phone +86 757 29878710 - 0
info@stieglmeyer.cn
www.stieglmeyer.cn



stieglmeyer-group.com

Nicht alle Produkte und Konfigurationen sind in jedem Land verfügbar. Not all products and configurations are available in every country.
Technische Änderungen vorbehalten. Leichte Farbabweichungen der Originale sind drucktechnisch bedingt. Stand 12/2024. Version 08-125, Artikel-Nr. 601406.
Subject to technical changes without notice. The shown product colours may differ slightly from the actual product. Last updated 12/2024. Version 08-125. Item no. 601406.