

MED-Systeme



MEGAdrive & store

Functional and large-capacity trolleys for all situations

Former serial products of BLANCO Professional

An unbeatable team

MEGAprogress, MEGAdrive, PROassist, MEGAstore, CLEANassist

MED-Systeme provides system solutions for medical functional areas in clinics and hospitals, as well as outpatient departments and medical practices.

MEGAprogress is full of rich features. Perfectly-fitted furnishings are planned for every imaginable functional area, for example sterilisation areas. Instrument and implant storage cabinets, endoscope and catheter storage cabinets – MEGAprogress provides a solution to all technical requirements in hospitals and medical practices.

The "little brother" MEGAdrive is the mobile addition to the MEGAprogress cabinet range. Everything that needs to be brought to patients quickly can be loaded into, hung onto or clicked into it.

Our mobile functional furniture PROassist provides safety and high quality in every respect. The range contains a wealth of clever, mobile assistants for all the functional areas of a clinic. There is a focus on flexibility and hygiene in all of the products, whether they are furniture, seating or equipment. All of the furniture is made of stainless steel and thus corrosion-resistant, resistant to disinfectants, hygienic and easy to care for.

The MEGAstore offers ample space for an entire day's worth of consumables. Individually usable modules can be used to store everything needed in the day-to-day running of a clinic. Dust-tight and clean behind space-saving roller shutters or individually opening hinged doors. Stylish and modern in shape and colour, smart in its versatility as a valuable assistant

Our sterile supply and disposal components have proven themselves in countless central sterilization departments.

With our expanded CLEANassist product line, we are presenting an integrated system solution that implements innovative ideas in order to optimally organize the sterile supply and disposal cycle.

As a system supplier in the medical technology field, we offer not only comprehensive product know-how but also competence in the organisation of logistical processes in the hospital. We respond individually to your needs to create a suitable solution for any requirements.

Our systems are designed to be modular and flexible. They can be easily customised and supplemented. Everything from a single source.

MED-Systeme - Your medical technology system supplier.



MEGAdrive & store

Mobile assistants for clinics, medical practices and outpatient departments.

Here comes an assistant you can depend on: MEGAdrive functional trolleys quickly arrive where they are needed, can be used for a broad range of applications and nothing can put them off-track.

With its pleasant appearance, MEGAdrive gains the trust of patients. With its professional equipment, it also eases your work every day – for emergencies and operations, during exams and anaesthetising, when bandaging or applying plaster casts.

MEGAdrive doesn't just offer you a rugged shell, but also plenty of ergonomically sound details – ranging from soft closing drawers which are as quiet as a whisper to uniquely-shaped push handles.

The long service life of the trolleys is guaranteed by their high-quality finish "German technology" and specially selected durable materials.

MEGAdrive.

Welcome to the team.

The MEGAstore complements the fleet of medical transport trolleys by MED-Systeme with a lot of extra volume. For a lot of extra material for long working days.

MEGAstore.

Loaded in the morning, no need to re-stock all day.

CONTENTS

MEGAdrive – Quality	4
Material and NEW colours	6
Body sizes	8
 Equipment variants	
DIN trolleys	10
ISO module trolleys	12
Special functional trolleys	13
 Configuration examples	
DIN bandage and treatment trolleys	14
ISO module bandage and treatment trolleys	16
Anaesthesia trolleys	18
Anaesthesia trolleys with warming drawer	20
Emergency trolleys	22
ICU trolleys	24
Nappy changing trolleys	26
 Function in their most beautiful form	28
 Accessories	29
 MEGAstore - ITS ACE IS ITS SPACE	47



QUALITY IS UNMISTAKABLE

The MEGAdrive functional trolley helps make your daily work as easy and ergonomic as possible.

Practical | Wide selection of accessories which can be exchanged quickly.

Hygienic | Easy-to-clean materials and smooth, seamless surfaces.

Fast | With an average delivery time of 3 weeks, we can fulfil your requirements with above-average speed.



The trick with the “Click!”

For maximum flexibility with accessories

Minimum effort for maximum functionality: with the ingenious MED-click connector system, you can attach accessories quickly and exchange them easily.

Simply click in the necessary MED-click accessory at the desired position – and it's done!

The complete range of MED-click accessories and the MED-click multi-functional wall can be found starting on page 31.



MED-click multi-functional wall

Expand your options

- Suitable for any MED-click accessories which you wish to attach above the worktop
- Especially practical for attaching syringe and needle dispensers
- Available with 1 or 2 rows of MED-click connectors



Ergonomics in top form

With its unique push handle

- Ergonomic design
- Effortless to push and thus easy on the back
- Made of stable, hygienic stainless steel (Material 1.4301 - AISI 304)
- MEGAdrive is also available without a push handle on request



Open for anything

Doors with a patented hinge

- Optimum loading and unloading due to extra-wide door opening angle of 220°
- The interior is already completely accessible when the door is opened 90°
- ISO modules and baskets can be slid in directly without bothersome-jamming
- Doors can be adjusted easily thanks to the patented hinge
- The reliable automatic closing function holds the door closed securely – absolutely hygienic without annoying magnets



Quiet, soft and safe

Drawers for convenient work

- Optimum opening with full extension for easy access to the contents of the drawers
- Secure closing to the last centimetre with soft-closing function as quiet as a whisper
- A special mechanism prevents the drawers from opening by themselves when the trolley is being moved
- Simple installation and removal of the drawers through slight raising or lowering, ideal for easy cleaning
- Veneered pull-out frames are available for holding ISO module baskets
- Practical drawer dividers can be found starting on page 44
- Particularly patient-friendly: the warming drawers to pre-warm infusions or linens (see page 43)



Moves easily and stands securely

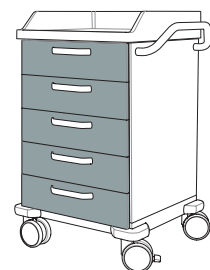
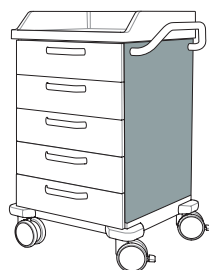
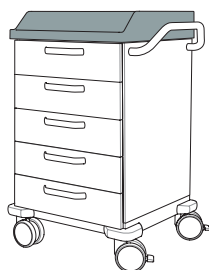
With hygienic double smooth-rolling castors

- Best manoeuvrability due to four smooth-rolling castors
- Secure footing when working thanks to rugged brakes on two of the castors (with directional locking on request)
- Electrically conductive
- High-quality, abrasion-resistant, non-discolouring synthetic castors prevent your floor from being damaged
- Hygienic due to closed, smooth side surfaces
- **Castor diameter is 125 mm**
- **Protection for trolleys, walls, furniture**
- With extra-wide corner guards

The rugged corner guards on all four corners absorb impact and protect your furniture.

MATERIAL AND COLOURS

Explore your options



The stable work surface with railing

Hygienic, practical, excellent

- Deep-drawn, made of rugged ABS composite
- Particularly hygienic without joints and seams
- Resistant to UV
- Suitable for laser technology
- Alternatively also available made of stainless steel with or without synthetic railing (see page 39)

Double-walled body

Beautiful on the outside, rugged on the inside

- Stable, long-life all-metal construction in proven sandwich design for lower weight
- Noise-damping insulation
- Rugged, impact and scratch-proof
- Hygienic and easy-care
- Resistant to UV
- Resistant to commercially available disinfectants
- Made of powder-coated sheet steel in attractive "white aluminium" (RAL 9006) or brushed stainless steel

The rugged fronts

Variety for all situations

- Made of coloured powder-coated sheet steel (see overview on the right for colours)
- Manufactured in sandwich design for lower weight
- Work is easier thanks to rugged, ergonomic stainless steel handles with generous recessed grips.
- Hygienic: all doors and drawers have an all-round seal for protection against dust and dirt
- On request also available in brushed stainless steel

Stainless steel extreme

When the going gets tough

MEGAdrive functional trolleys are also available made completely out of stainless steel for particularly demanding use.

- Work surface, body and fronts made of high-quality brushed stainless steel (Material 1.4301 - AISI 304)
- Extremely rugged
- Resistant to water, water vapour and humidity
- Resistant to weak organic and inorganic acids

Making every day more colourful

Perfect in function, visually appealing


Classic “grey white” or would you prefer trendy “raspberry”? With MEGAdrive, you can choose the colour which suits you perfectly out of 26 standard and trendy colours.

Do you love the exceptional? We would be pleased to prepare an individual offer for you based on your colour wishes according to RAL, RAL Design, NCS or Pantone colour pattern charts.



Standard colours


(Different colours for carcase and front on request)




white aluminium
RAL 9006




ocean blue
MS 5701




pearl white
RAL 1013



pure white
RAL 9010



signal white
RAL 9003



traffic white
RAL 9016



grey white
RAL 9002



light grey
RAL 7035



platinum grey
RAL 7036



anthracite
RAL 7016



leaf green
MS 6644



dove blue
RAL 5014



ultramarine blue
RAL 5002



light ivory
RAL 1015



pastel yellow
RAL 1034

F(l)avoured colours



berry nice
Pantone 228 C



lime time
Pantone 382 C

NEW colours



signal green
RAL 6032



mint turquoise
RAL 6033



creme white
RAL 9001



sulphur yellow
RAL 1016



zinc yellow
RAL 1018



azure blue
RAL 5009



strawberry red
RAL 3018



raspberry red
RAL 3027



blue lilac
RAL 4005

Due to differences in print, colours of products may appear different to those shown in the catalogue.

BODY SIZES

DIN and ISO module trolleys

Your ideas take shape with MEGAdrive. You select the size, equipment and accessories exactly as you need them.

In three easy steps, you can assemble your MEGAdrive according to your wishes:

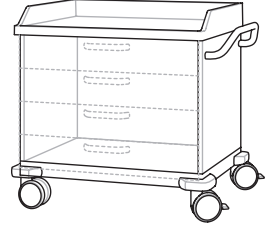
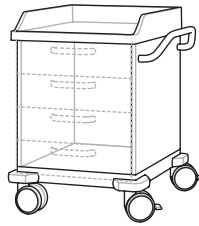
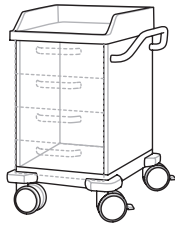
Step 1 | Do you need a DIN or an ISO module trolley? DIN trolleys are based on standardised DIN dimensions. ISO module trolleys have body dimensions specially adapted to the use of ISO modules.

Step 2 | What working height do you require? How wide should your MEGAdrive trolley be? Select the suitable body according to your requirements from the standard sizes illustrated below.

Step 3 | Then decide on a suitable front division with drawers, pull-outs, doors and compartments. All of the standard combinations available can be found grouped according to DIN / ISO module trolleys and working height on the following pages.

DIN trolleys

MEGAdrive Mini



Working height (body height)

830 mm (600 mm)

Body width

450 mm

600 mm

900 mm

Body depth

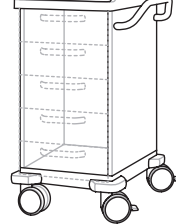
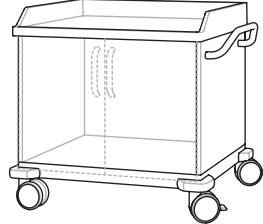
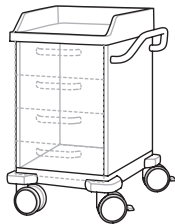
530 mm

580 mm

580 mm

ISO module trolleys

MEGAdrive Mini



Working height (body height)

830 mm (600 mm)

980 mm (750 mm)

Body width

450 mm

900 mm

450 mm

Body depth

530 mm

680 mm

530 mm

NEW!
MEGAdrive
Mini Vollmodul



NEW!
DIN/ISO
in one
trolley!



**MEGAdrive
Mini:
450 mm
Width**



	<div data-bbox="406 963 582 1019" data-label="Text"> <p>MEGAdrive Mini</p> </div> 			
<p>930 mm (700 mm)</p>	<p>980 mm (750 mm)</p>			<p>1080 mm (850 mm)</p>
<p>600 mm</p>	<p>450 mm</p>	<p>600 mm</p>	<p>900 mm</p>	<p>600 mm</p>
<p>580 mm</p>	<p>530 mm</p>	<p>580 mm</p>	<p>580 mm</p>	<p>580 mm</p>

				
<p>660 mm</p>	<p>900 mm</p>	<p>1030 mm (800 mm)</p>	<p>1080 mm (850 mm)</p>	
<p>580 mm</p>	<p>680 mm</p>	<p>580 mm</p>	<p>580 mm</p>	<p>682 mm</p>
<p>580 mm</p>				<p>580 mm</p>

Equipment variants

Entirely according to your wishes

For each of the 12 standard sizes, MEGAdrive offers you a selection of predefined equipment variants. In this way, approximately 60 basic models result, offering a well thought-out solution for any application.

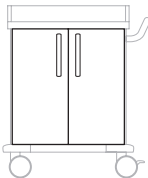
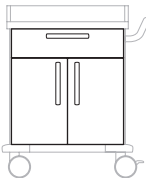
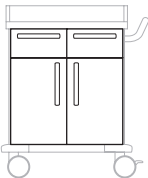
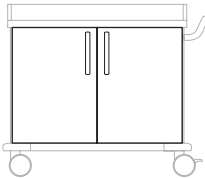

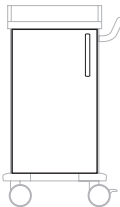
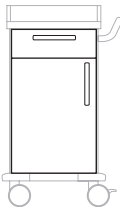
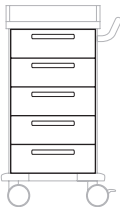
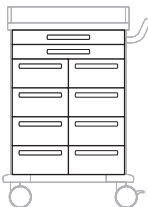
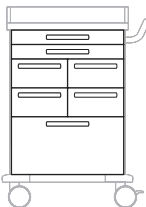
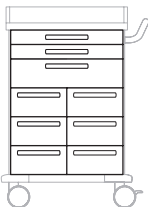
With appropriate accessories, the MEGAdrive basic model can become exactly the functional trolley you desire in no time at all.

Including special functions | We make it easy if you are looking for something unique – for example a preconfigured notebook trolley (ISO), gynaecological treatment trolley (DIN), emergency trolley (DIN), nappy changing trolley (DIN), plaster cast trolley (DIN) and roll-front trolley (ISO) can be found on page 13.

Special requests welcome | If you don't find a suitable solution within the standard range, we would be pleased to prepare a customised offer for you.



DIN TROLLEYS EQUIPMENT VARIANTS

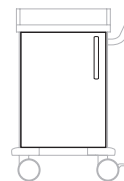

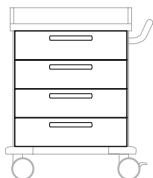
DIN trolleys Working height 830 mm	Body width 600 mm			
	Article number	543 272	543 274	543 276
	Equipment (W x H in mm)	2 hinged doors (300 x 600) 2 cabinet shelves	1 drawer (600 x 150) 2 hinged doors (300 x 450) 1 cabinet shelf	2 drawers (300 x 150) 2 hinged doors (300 x 450) 1 cabinet shelf
DIN trolleys Working height 830 mm	Body width 900 mm			
	Article number	543 293	543 295	
	Equipment (W x H in mm)	2 hinged doors (450 x 600) 2 cabinet shelves	2 drawers (450 x 150) 2 hinged doors (450 x 450) 1 cabinet shelf	
MEGAdrive Mini DIN trolleys Working height 980 mm	Body width 450 mm MEGAdrive Mini			
	Article number	543 619	543 620	543 621
	Equipment (W x H in mm)	1 hinged door (750 mm) 2 cabinet shelves	1 drawer (150 mm) 1 hinged door (600 mm) 1 cabinet shelf	5 drawers (150 mm)
DIN trolleys Working height 980 mm	Body width 600 mm			
	Article number	543 337	543 339	543 340
	Equipment (W x H in mm)	2 drawers (600 x 75) 8 drawers (300 x 150)	2 drawers (600 x 75) 4 drawers (300 x 150) 1 drawer (600 x 300)	2 drawers (600 x 75) 1 drawer (600 x 150) 6 drawers (300 x 150)

MEGAdrive Mini

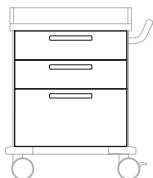
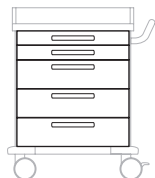
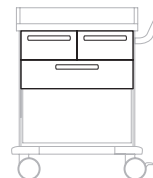
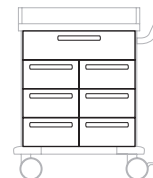
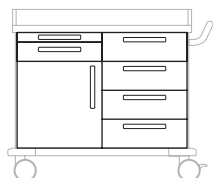
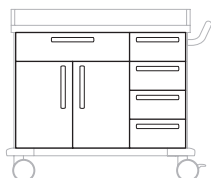
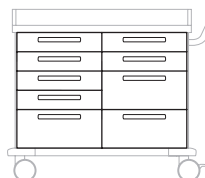
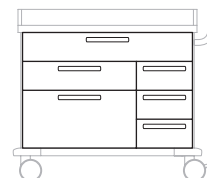
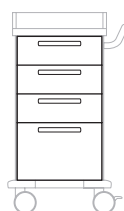
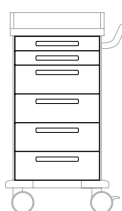
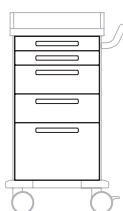
DIN trolleys

Working height 830 mm

Body width

450 mm
MEGAdrive Mini**Article number** **543 625****543 626**Equipment
(W x H in mm)1 hinged door (600 mm)
2 cabinet shelves1 drawer (150 mm)
1 hinged door (450 mm)
1 cabinet shelf**543 278**1 drawer (600 x 150)
3 drawers (300 x 150)
1 hinged door (300 x 450)
1 cabinet shelf**543 280**

4 drawers (600 x 150)


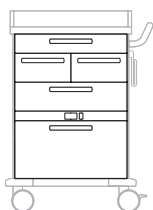
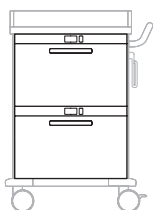
**543 282**2 drawers (600 x 150)
1 drawer (600 x 300)**543 283**2 drawers (600 x 75)
3 drawers (600 x 150)**543 324**2 drawers (300 x 150)
1 drawer (600 x 150)
1 open compartment (600 x 300)**543 326**1 drawer (600 x 150)
6 drawers (300 x 150)**543 297**1 pull-out worktop top left (450 x 50)
1 drawer (450 x 100)
4 drawers (450 x 150)
1 hinged door (450 x 450)
1 cabinet shelf**543 299**1 drawer (600 x 150)
4 drawers (300 x 150)
2 hinged doors (300 x 450)
1 cabinet shelf**543 300**6 drawers (450 x 100)
3 drawers (450 x 200)**543 301**1 drawer (900 x 150)
1 drawer (600 x 150)
3 drawers (300 x 150)
1 drawer (600 x 300)**543 622**3 drawers (150 mm)
1 drawer (300 mm)**543 623**2 drawers (75 mm)
4 drawers (150 mm)**543 624**2 drawers (75 mm)
2 drawers (150 mm)
1 drawer (300 mm)

MEGAdrive Mini

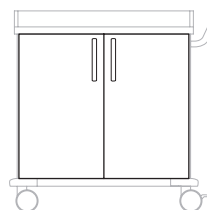
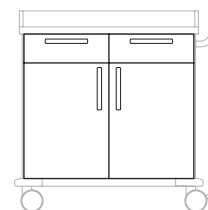
Body width

600 mm**Article number** **543 284**Equipment
(W x H in mm)

5 drawers (600 x 150)

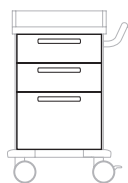
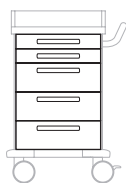
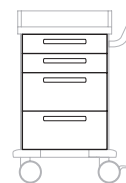
**543 285**3 drawers (600 x 150)
1 drawer (600 x 300)**543 341**4 drawers (600 x 100)
1 drawer (600 x 150)
1 drawer (600 x 200)**543 321**1 drawer (600 x 100)
2 drawers (300 x 150)
1 drawer (600 x 150)
equipped for warming drawer
1 x (600 x 350) (see page 43)**543 322**equipped for warming
drawers 2 x (600 x 375)
(see page 43)

Body width

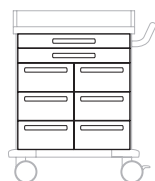
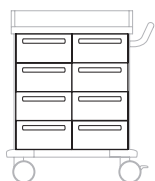
900 mm**Article number** **543 309**Equipment
(W x H in mm)2 hinged doors (750 x 450)
2 cabinet shelves**543 310**2 drawers (450 x 150)
2 hinged doors (450 x 600)
1 cabinet shelf

**543 627**

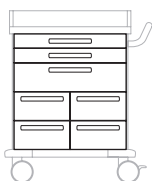
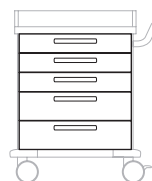
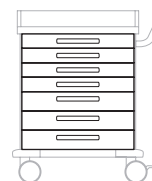
4 drawers (150 mm)

**543 628**2 drawers (150 mm)
1 drawer (300 mm)**543 629**2 drawers (75 mm)
3 drawers (150 mm)**543 630**2 drawers (100 mm)
2 drawers (200 mm)

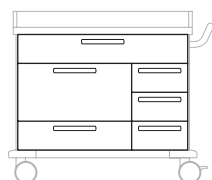
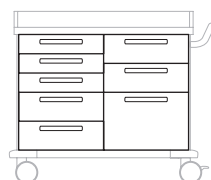
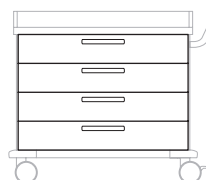
DIN trolleys

Working height 830 mm**MEGAdrive Mini****543 328**2 drawers (600 x 75)
6 drawers (300 x 150)**543 330**

8 drawers (300 x 150)

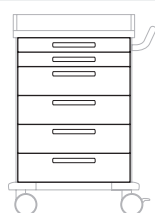
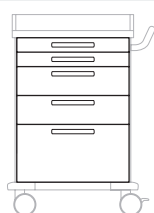


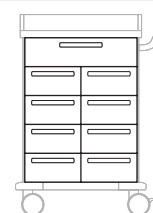
**543 332**2 drawers (600 x 75)
1 drawer (600 x 150)
4 drawers (300 x 150)**543 333**3 drawers (600 x 100)
2 drawers (600 x 150)**543 334**4 drawers (600 x 75)
3 drawers (600 x 100)

DIN trolleys

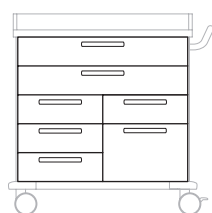
Working height 830 mm**543 302**1 drawer (900 x 150)
1 drawer (600 x 300)
1 drawer (600 x 150)
3 drawers (300 x 150)**543 304**3 drawers (450 x 100)
4 drawers (450 x 150)
1 drawer (450 x 300)**543 291**

4 drawers (900 x 150)

DIN trolleys

Working height 830 mm**543 286**2 drawers (600 x 75)
4 drawers (600 x 150)**543 287**2 drawers (600 x 75)
2 drawers (600 x 150)
1 drawer (600 x 300)**543 288**1 drawer (600 x 150)
4 drawers (300 x 150)
1 hinged door (300 x 600)
1 cabinet shelf**543 354**1 drawer (600 x 150)
2 drawers (300 x 150)
1 drawer (300 x 300)
1 hinged door (300 x 600)
1 cabinet shelf**543 289**3 drawers (600 x 100)
2 hinged doors
(300 x 450)
1 cabinet shelf**543 335**1 drawer (600 x 150)
8 drawers (300 x 150)

DIN trolleys

Working height 980 mm**543 311**2 drawers (900 x 150)
4 drawers (450 x 150)
1 drawer (450 x 300)


DIN trolleys

Working height 980 mm

DIN trolleys

Working height 1080 mm

Body width

600 mm**Article number****543 355**Equipment
(W x H in mm)1 drawer (600 x 100)
3 drawers (600 x 150)
1 drawer (600 x 300)

DIN trolleys

Working height 1080 mm

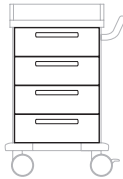
ISO MODULE TROLLEYS EQUIPMENT VARIANTS

NEW!
MEGAdrive
Mini 1/1
Vollmodul

MEGAdrive Mini

ISO module trolleys
Working height 830 mm

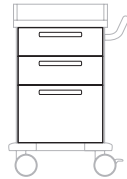
Body width
450 mm



Article number 543 634

Equipment
(W x H in mm)

4 pull-outs (150 mm)
Hanging frame for
1/2 ISO module containers
(300 x 400 mm)

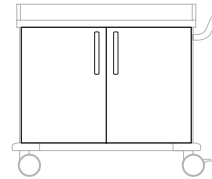


Article number 543 635

2 pull-outs (150 mm)
1 pull-out (300 mm)
Hanging frame for
1/2 ISO module containers
(300 x 400 mm)

MEGAdrive Mini

Body width
900 mm



Article number 543 312

Equipment
(W x H in mm)

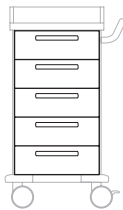
2 hinged doors (450 x 600)
Interior for holding
carrier elements for
ISO module containers

ISO module trolleys
Working height 830 mm

MEGAdrive Mini

ISO module trolleys
Working height 980 mm

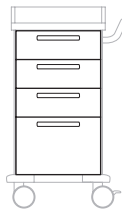
Body width
450 mm



Article number 543 632

Equipment
(W x H in mm)

5 pull-outs
(150 mm)
Hanging frame
for 1/2 ISO mod-
ule containers
(300 x 400 mm)

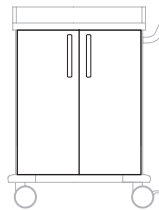


Article number 543 633

3 pull-outs
(150 mm)
1 pull-out (300 mm)
Hanging frame for
1/2 ISO mod-
ule containers
(300 x 400 mm)

MEGAdrive Mini

Body width
660 mm



Article number 543 314

Equipment
(W x H in mm)

2 hinged doors (330 x 750)
Interior for holding car-
rier elements for ISO module
containers



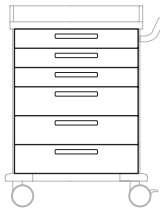
Article number 543 315

5 pull-outs (660 x 150)
Hanging frame for
ISO module containers

ISO module trolleys
Working height 980 mm

ISO module trolleys
Working height 980 mm

Body width
660 mm

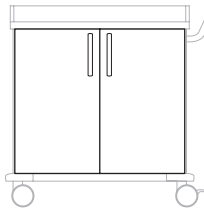


Article number 543 316

Equipment
(W x H in mm)

3 pull-outs (660 x 100)
3 pull-outs (660 x 150)
Hanging frame for
ISO module containers

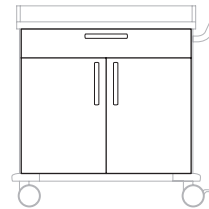
Body width
900 mm



Article number 543 317

Equipment
(W x H in mm)

2 hinged doors (450 x 750)
Interior for holding carrier
elements for ISO module
containers



Article number 543 318

1 pull-out (900 x 150)
Hanging frame for ISO
module containers
2 hinged doors (450 x 600)
Interior for holding carrier
elements for ISO module
containers



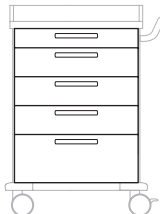
Article number 543 319

6 pull-outs (450 x 150)
2 pull-outs (450 x 300)
Hanging frame for
ISO module containers

ISO module trolleys
Working height 980 mm

ISO module trolleys
Working height 1030 mm

Body width
660 mm



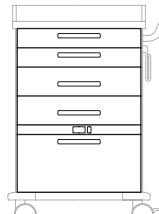
Article number 543 342

Equipment
(W x H in mm)

1 pull-out (660 x 100)
3 pull-outs (660 x 150)
1 pull-out (660 x 250)
Hanging frame for
ISO module containers

ISO module trolleys
Working height 1080 mm


Body width
660 mm



Article number 543 323

Equipment
(W x H in mm)

2 pull-outs (660 x 100)
2 pull-outs (660 x 150)
equipped for warming drawer
1 x (660 x 350) (see page 43)



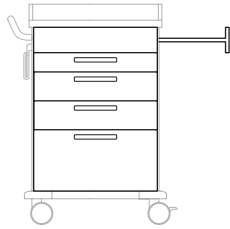
Article number 543 344

1 pull-out (660 x 100)
3 pull-outs (660 x 150)
1 pull-out (660 x 300)
Hanging frame for
ISO module containers

ISO module trolleys
Working height 1080 mm

SPECIAL FUNCTIONAL TROLLEYS EQUIPMENT VARIANTS

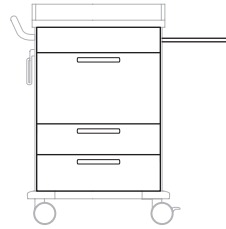
Notebook trolleys (ISO module trolley)



Article number 543 352

Dim. (work. height x W x D in mm) 1080 x 660 x 580

Equipment (W x H in mm)
Model without MED-click rows,
without central locking
1 notebook pull-out on right, 1 pull-out (660 x 100)
2 pull-outs (660 x 150), 1 pull-out (660 x 300)
with hanging frame for ISO module containers

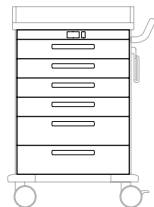


Article number 543 378

Dim. (work. height x W x D in mm) 1080 x 660 x 580

1 notebook pull-out right (660 x 150), 1 file rack (660 x 350),
1 pull-out (660 x 150), 1 pull-out (660 x 200);
with hanging frame for ISO module containers

Gynaecology treatment trolley

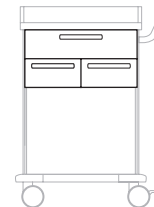


Article number 543 290

Dim. (work. height x W x D in mm) 980 x 600 x 580

Equipment (W x H in mm)
Switch panel, 50 mm high
4 drawers with warming device max.
35-38 °C (600 x 100)
2 drawers (600 x 150)

Emergency trolley




Article number 543 345

Dim. (work. height x W x D in mm) 980 x 600 x 580

Equipment (W x H in mm)
1 drawer (600 x 150),
2 drawers (300 x 150),
holder for resuscitation unit (Weinmann)
Infusion pole with 2 stainless-steel hooks

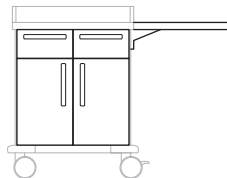
Nappy changing trolleys



Article number 543 348

Dim. (work. height x W x D in mm) 830 x 600 x 580

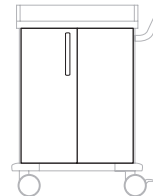
Equipment (W x H in mm)
1 drawer (600 x 150)
3 drawers (300 x 150)
1 hinged door (300 x 450)
1 fold-down shelf
1 synthetic cabinet shelf



Article number 543 349

Dim. (work. height x W x D in mm) 830 x 600 x 580

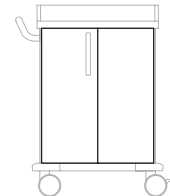
2 drawers (300 x 150)
2 hinged doors (300 x 450)
1 fold-down shelf on right
1 synthetic cabinet shelf



Article number 543 346

Dim. (work. height x W x D in mm) 930 x 600 x 580

Push handle on right
1 hinged door (300 x 700), to hold DIN modules or shelves
Waste pull-out with foot-operated release mechanism,
double waste collector (2 x 15 litre synthetic pail) with lid

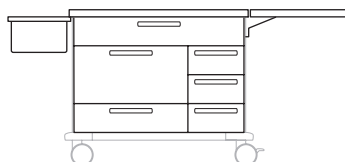


Article number 543 347

Dim. (work. height x W x D in mm) 930 x 600 x 580

Push handle on left

Plaster cast trolley




Article number 543 307

Dim. (work. height x W x D in mm) 830 x 900 x 580

Equipment (W x H in mm)
1 MEGAclick plaster sedimentation basin (325 x 265 x 200)
1 MEGAclick waste collector with synthetic bag
1 stainless-steel table top with all-round profile edge,
1 stainless-steel extension panel, fold-down, 500 mm
1 drawer with comp. for bandaging mat.
1 drawer (600 x 300), 1 drawer (600 x 150)
3 drawers (300 x 150)

Roll-front trolley (ISO module trolley)



Article number 543 402

Dim. (work. height x W x D in mm) 1080 x 682 x 580

Equipment (W x H in mm)
1 roller shutter front
(to be opened to the top)
1 synthetic table top without
railing

Configuration example 1

DIN bandage and treatment trolleys

Whether in the emergency room, treatment rooms or in hospital wards – with MEGAdrive you immediately have supplies and instruments at your fingertips.






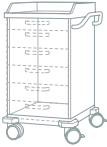
The versatile accessories and flexible mounting allow simple access and perfectly coordinated workflows. The

compartments offer generous space for storing supplies.

Discharge trays, waste containers and disposal boxes makes it possible to dispose used supplies hygienically.



DIN bandage and treatment trolleys (see overview on page 8)

DIN trolleys						
						
Working height	830 mm			980 mm		
Body width	600 mm	900 mm		600 mm	900 mm	
Body depth	580 mm	580 mm		580 mm	580 mm	

Configuration example 1:

Body

Working height	830 mm
Body width	600 mm
Body depth	580 mm
Assembly (W x H in mm)	1 drawer (600 x 150) 3 drawers (300 x 150) 1 hinged door (300 x 450) 1 removable shelf
Article No.	543 278
Colour	berry nice

Accessories

		Additional information	Art. No.
Disposal box set	Consisting of 10 boxes with a holder	Page 32	542 839
Waste container made of sheet steel	Powder-coated with hinged lid, 15 litre	Page 35	543 413

+ The complete range of accessories can be found starting on page 29

Configuration example 2

ISO module bandage and treatment trolleys

You can use all common ISO standard carrier walls, baskets and synthetic modules with the MEGAdrive ISO module trolleys.

With its patented door hinge with optimised opening, ISO module baskets

can be easily inserted or removed – without bothersome jamming.

The ISO module baskets are simply laid in the fully-extendable drawer frames, quickly and securely.

Disinfectant dispenser with catch tray




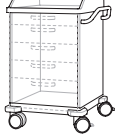
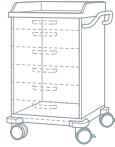
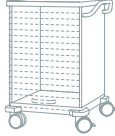
Multi-functional guide element

ISO module basket

Waste collector



ISO module bandage and treatment trolleys (see overview on page 8)

ISO module trolleys												
	Working height		830 mm		980 mm		980 mm		1030 mm			
	Body width		900 mm		660 mm		900 mm		660 mm			
	Body depth		680 mm		580 mm		680 mm		580 mm			

Configuration example 2:

Body

Working height	980 mm
Body width	660 mm
Body depth	580 mm
Assembly (W x H in mm)	2 hinged doors (750 x 330) Interior for holding support elements for ISO module containers
Article No.	543 314
Colour	Ocean blue

Accessories

		Additional information	Art. No.
Disinfectant dispenser 1000 ml	For hooking into railing with catch tray	Page 37	543 380
Waste collector with synthetic lid	With 15-litre synthetic bag	Page 35	542 848
Multi-functional guide element	Synthetic guide rails for all common ISO modules	Page 38	343 953
ISO module	Synthetic basket	Page 38	542 318
ISO module	Synthetic basket	Page 38	345 371

+ The complete range of accessories can be found starting on page 29

Configuration example 3




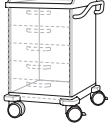

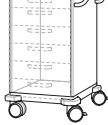
Anaesthesia trolleys




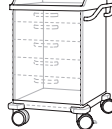
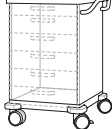

From syringe and needle dispensers to disposal boxes – with the MEGAdrive accessories, you can assemble your own perfect anaesthesia trolley. You can rely on having everything you

need available for optimum workflow during operating instructions or in the treatment room.



Anaesthesia trolleys (see overview on page 8)

DIN trolleys						
Working height	830 mm			980 mm		1080 mm
Body width	600 mm			600 mm		600 mm
Body depth	580 mm			580 mm		580 mm

ISO module trolleys						
Working height		980 mm		1030 mm	1080 mm	
Body width		660 mm		660 mm	660 mm	682 mm
Body depth		580 mm		580 mm	580 mm	580 mm

Configuration example 3:

Body

Working height	830 mm
Body width	600 mm
Body depth	580 mm
Assembly (W x H in mm)	3 drawers (600 x 100) 2 drawers (600 x 150)
Article No.	543 333
Colour	Granny

Accessories

		Additional information	Art. No.
Syringe and needle dispenser	4 Plexiglas chutes	Page 36	543 381
	5 Plexiglas chutes	Page 36	543 387
Disinfectant dispenser 1000 ml	For hooking into railing	Page 37	543 380
Disposal box set	Consisting of 10 boxes with a holder	Page 32	542 839
Ampoule opener	Made of plastic, for the safe opening of ampoules, with a diamond file	Page 32	542 837
Glove dispenser	For 1 pack of gloves	Page 34	543 103
Multi-functional wall, two rows	For trolley width 600 / 660 mm (2 x 5 slots)	Page 31	543 405

+ The complete range of accessories can be found starting on page 29

Configuration example 4

Anaesthesia trolleys with warming drawer

With the integrated warming drawer, you can quickly access infusions prewarmed for the patient's comfort – without needing an additional unit or walking further.

The controlled air circulation (convection) in the drawer ensures uniform warming of infusions, Ringer's solution or linens.

Simply switch it on – and it's done!





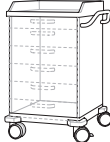
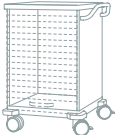
The temperature fuse provides optimum protection against overheating. The current temperature in the interior is always easily legible thanks to the LED display.

If the drawer is opened, the convection heating switches off automatically to prevent uneven warming.



Anaesthesia trolleys with warming drawer (see overview on page 8)

DIN trolleys						
Working height				980 mm		1080 mm
Body width				600 mm		600 mm
Body depth				580 mm		580 mm

ISO module trolleys						
Working height		980 mm		1030 mm	1080 mm	
Body width		660 mm		660 mm	660 mm	
Body depth		580 mm		580 mm	580 mm	

Configuration example 4:

Body

Working height	980 mm
Body width	600 mm
Body depth	580 mm
Assembly (W x H in mm)	1 drawer (600 x 100) 2 drawers (300 x 150) 1 drawer (600 x 150) 1 warming drawer (600 x 350)
Article No.	543 321
Colour	Opal

Accessories

		Additional information	Art. No.
Disinfectant dispenser 1000 ml	For hooking onto railing with catch tray	Page 37	543 380
Glove dispenser	For 1 pack of gloves	Page 34	543 103
Waste collector with lid	Made of stainless steel	Page 35	542 841
Warming drawer	For infusions	Page 43	346 784 01

+ The complete range of accessories can be found starting on page 29

Configuration example 5

Emergency trolleys

On the scene quickly: the emergency trolley from MEGAdrive offers you maximum functionality when every second counts. From an oxygen tank and reanimation board to a first aid kit and defibrillator, there is a safe place for all important utensils.

After it is loaded and checked by trained professionals, the trolley can be sealed – as a certain sign that the trolley is again completely ready for use.



Emergency trolleys (see overview on page 8)

DIN trolleys						
	Working height			830 mm		
	Body width			600 mm		
	Body depth			580 mm		

Configuration example 5:

Body

Working height	980 mm
Body width	600 mm
Body depth	580 mm
Assembly (W x H in mm)	1 drawer (600 x 150) 2 drawers (300 x 150) Holder for resuscitation unit (illustrated device can be purchased from Weinmann) Infusion holder with 2 stainless-steel hooks
Article No.	543 345
Colour	Pure white

Accessories

		Additional information	Art. No.
Shelf for defibrillator	Height-adjustable, rotating table platform, 10 kg loading capacity	Page 42	542 854
Equipment rail with MED-click	Mounted to the side wall to hold accessories, max. load-bearing capacity 50 kg	Page 31	543 467
Reanimation board	With holder, screwed to the rear wall	Page 42	542 306
Sealing strip	For drawers, mounted left or right on the trolley	Page 42	542 299
Seals	100 pieces	Page 42	542 310

+ The complete range of accessories can be found starting on page 29

Configuration example 6

ICU trolleys

You are often confronted with extreme challenges in the intensive care unit. Whether as a vein/thorax catheter trolley or an intubation trolley – the MEGA-drive ICU trolley is on your side.

The accessories can be well-organised

which saves time and ensures safety.

The generous storage space provides organised and efficient storage for all procedures and care episodes.

Syringe and
needle dispenser






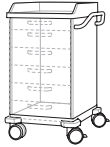
Disinfectant
dispenser





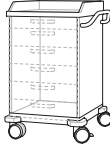

Disposal box

Catheter quiver



ICU trolleys (see overview on page 8)

DIN trolleys						
Working height	830 mm			980 mm		1080 mm
Body width	600 mm	900 mm		600 mm	900 mm	600 mm
Body depth	580 mm	580 mm		580 mm	580 mm	580 mm

ISO module trolleys						
Working height	830 mm	980 mm		1030 mm	1080 mm	
Body width	900 mm	660 mm	900 mm	660 mm	660 mm	682 mm
Body depth	680 mm	580 mm	680 mm	580 mm	580 mm	580 mm

Configuration example 6:

Body

Working height	980 mm
Body width	600 mm
Body depth	580 mm
Assembly (W x H in mm)	2 drawers (600 x 75) 4 drawers (600 x 150)
Article No.	543 286
Colour	Vanilla yellow

Accessories

		Additional information	Art. No.
Syringe and needle dispenser (First In/First Out principle)	3 Plexiglas chutes	Page 36	543 383
	5 Plexiglas chutes	Page 36	543 384
Disinfectant dispenser 1000 ml	For hooking into railing	Page 37	543 380
Disposal box set	Consisting of 10 boxes with a holder	Page 32	542 839
Catheter quiver	Divided into three parts for suction catheters, stainless steel	Page 32	542 844
Multi-functional wall, two rows	For trolley width 600 / 660 mm (2 x 5 slots)	Page 31	543 405

+ The complete range of accessories can be found starting on page 29

Configuration example 7

Nappy changing trolleys



In the maternity ward, medical practices or clinics with rooming-in: the mobile MEGAdrive nappy changing trolley provides plenty of room for nappies, linens and an extra dose of tender loving care.

Sufficient storage space and the hygienically separated waste container ensure that everything goes smoothly when changing nappies and taking care of infants and toddlers.

From the wash basin, to the nappy changing pad, its accessories also leave nothing to be desired.



Nappy changing trolleys (see overview on page 8)

DIN trolleys						
Working height	830 mm		930 mm			
Body width	600 mm		600 mm			
Body depth	580 mm		580 mm			

Configuration example 7:

Body

Working height	930 mm
Body width	600 mm
Body depth	580 mm
Assembly (W x H in mm)	Push handle, right 1 hinged door (320 x 700) Holds shelves Foot-operated release mechanism Double waste collector (2 x 15 l synthetic bucket) with lid
Article No.	543 346
Colour	lime

Accessories

		Additional information	Art. No.
Nappy changing pad	Soft pad, preformed for the body of a baby, washable film with stitched-down hollow, resistant to disinfectants	Page 41	542795
Wash basin	With 2 water compartments and pad, synthetic, hidden holder of stainless steel, removable	Page 35	542 867

+ The complete range of accessories can be found starting on page 29

MEGADRIVE

Function in its most beautiful form.



ISO module bandage and treatment trolley

Colour: zinc yellow



Anaesthesia trolley with warming drawer

Colour: traffic red



Ward trolley with notebook pull-out

Colour: opal



Emergency trolley

Colour: sulphur yellow



Plaster cast trolley

Colour: ocean blue



Nappy changing trolley

Colour: lime

Accessories

The trick with the “Click!”

MEGAdrive with MED-click:
Minimum effort for maximum functionality.

The unique MED-click system allows for fast mounting or replacement of accessories. The accessories with mounting brackets are always in position and ready for use. MED-click provides the flexibility required in a modern and challenging medical environment.

**CUSTOM
COLOURS
AVAILABLE**



There are 10 MED-click slots on the left side wall of the standard MEGAdrive trolley.

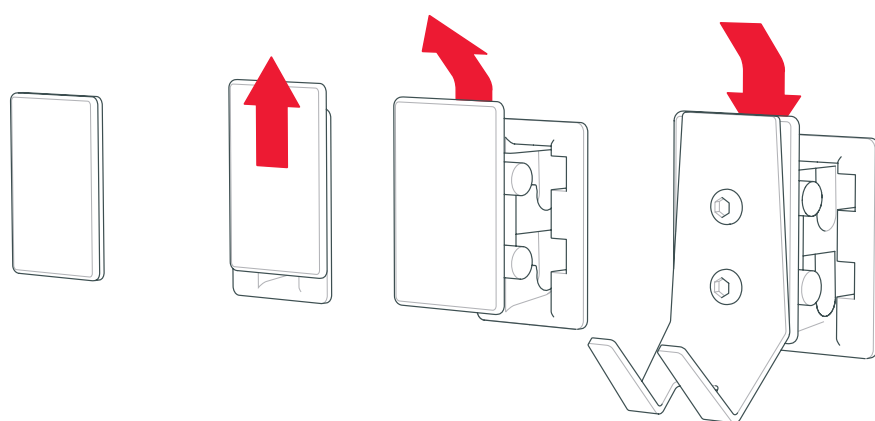
And now, additional possibilities are available to you with the optional multi-functional wall with one or two MED-click rows.

The multi-functional wall is perfect for everything that you would like to have accessible above the work surface.

For body widths of 600 mm / 660 mm, 5 slots per row are available, and there are 8 slots per row for a body width of 900 mm.

If a slot is not needed, it can be hygienically sealed with the corresponding cover clip.

Special accessories for the railing and sensible extras such as central locking, examination lights or suitable DIN and ISO modules round out the well thought-out range of accessories.



The MED-click system is comprised of two components: One part is integrated in the side wall or multi-functional wall, and the other part is fastened directly to the accessory.

Simply remove the MED-click cover, stick in the accessory – and you're done!

Accessories

MED-click multi-functional wall	31
MED-click accessories	32
Railing accessories	37
DIN and ISO modules	38
Table top and extension	39
Other accessories	40
Accessories for the nappy changing trolleys	41
Accessories for the emergency trolleys	42
Warming drawer	43
Drawer insert	44
Drawer dimensions	44
Drawer divider	45

ACCESSORIES MED-CLICK MULTI-FUNCTIONAL WALL



Model description

Dimensions (W x D x H)

Art. No.

Multi-functional wall, one row

To be mounted on the rear wall, equipped with one row of MED-click, colour white aluminium, load-bearing capacity 20 kg

For trolley width 450 mm (4 slots)

454 x 25 x 335 mm

543 637

For trolley width 600 / 660 mm (5 slots)

604 x 25 x 335 mm

543 403

For trolley width 900 mm (8 slots)

928 x 25 x 335 mm

543 407



Multi-functional wall, two rows

To be mounted on the rear wall, equipped with two rows of MED-click, colour white aluminium, load-bearing capacity 20 kg

For trolley width 450 mm (2 x 4 slots)

454 x 25 x 500 mm

543 638

For trolley width 600 / 660 mm (2 x 5 slots)

604 x 25 x 500 mm

543 405

For trolley width 900 mm (2 x 8 slots)

928 x 25 x 500 mm

543 409



Equipment rail

made of rectangular tubing

Suitable for MEGAdrive Mini
Maximum load capacity 50 kg

w/o holder 470 x 25 x 10 mm
w/ holder 470 x 63 x 66 mm

543 642

Short model – loading capacity 25 kg

w/o holder 250 x 25 x 10 mm
w/ holder 280 x 63 x 66 mm

543 500

Long model – loading capacity 50 kg

w/o holder 470 x 25 x 10 mm
w/ holder 540 x 63 x 66 mm

543 467

Long model - loading capacity 50 kg

screwed

542 856



Hook bar

For mounting accessories for supply and disposal (see PROassist brochure), hook spacing 530 mm

540 x 20 x 70 mm

543 466



Model description	Dimensions (W x D x H)	Art. No.
Needle collector Made of plastic, for safe disposal of contaminated cannulas	100 x 55 x 175 mm	542 838



Ampoule opener Made of plastic, for the safe opening of ampoules, with a diamond file	150 x 70 x 200 mm	542 837
---	-------------------	----------------



Hanging hook Single, stainless steel, loading capacity 5 kg		543 193
---	--	----------------



Disposal box set Consisting of 10 boxes with a holder	Diameter of 140 mm, 145 mm high	542 839
Reserve disposal boxes 100 pcs. (without holder)		530 048



Catheter quiver Divided into three parts for suction catheters, stainless steel	160 x 75 x 500 mm	542 844
Catheter quiver with lid Usable inner dimension: 450 mm		543 747






Infusion holder Stainless steel, with one-hand height adjustment, with 2 hooks, drip-catcher with support, hook loading capacity: 2 kg Screwed to corpus		542 847
with 4 hooks		542 855

ACCESSORIES MED-CLICK MULTI-FUNCTIONAL WALL

	Model description	Dimensions (W x D x H)	Art. No.
	Bandaging material shelf Stainless steel, removable, with holder	350 x 320 x 65 mm	542 846
	Special container with lid Stainless steel, seamlessly deep-drawn, with holder, 17 litre capacity	350 x 320 x 200 mm	542 840
	Bucket Stainless steel, with holder, 10 litre capacity	Inside diameter, top: 280 mm	542 845
	Lid with opening		330 313
	Lid, closed		330 314
	Instrument discharge tray Synthetic, with closed lid and holder, can be sterilised	300 x 225 x 125 mm on request	542 843
	Replacement polypropylene bowl with closed lid	on request	542 250
	Instrument discharge tray Synthetic, with slotted lid and holder, can be sterilised	300 x 225 x 125 mm on request	542 842
	Replacement polypropylene bowl with slotted lid	on request	542 251
	Holder for disinfection dispenser laterally left and right side for the multifunctional back wall		543 435



Model description	Dimensions (W x D x H)	Art. No.
Disinfectant dispenser Stainless-steel pump can be autoclaved up to +134 °C		
500 ml aluminium housing, silver-coloured anodising, long operating lever	82 x 225 x 283 mm (without holder)	543 746
1000 ml stainless-steel housing, short operating lever, with lockable cover plate, with screen	94 x 162 x 325 mm (without holder)	543 745
Catch tray with holder		753 290
Glove dispenser for 1 pack of gloves Stainless steel		
	140 x 85 x 200 mm	543 103
Glove dispenser for 3 packs of gloves Stainless steel		
Glove dispenser for 4 packs of gloves		on request
Glove dispenser for 3 packs of gloves Stainless steel, for various pack sizes		
	415 x 85 x 230 mm	543 148
Hanging hooks Stainless steel, loading capacity 5 kg		
		542 830



ACCESSORIES MED-CLICK MULTI-FUNCTIONAL WALL

	Model description	Dimensions (W x D x H)	Art. No.
	Waste container Stainless steel, stable garbage container with hinged lid, 15 litres capacity	320 x 190 x 410 mm	542 829
	Waste container Made of powder-coated sheet steel, with hinged lid, 15 litres capacity		543 413
	Waste collector with lid Stainless steel, with 15-litre synthetic bag	320 x 190 x 415 mm	542 841
	Waste collector with lid Synthetic with 15-litre synthetic bag	300 x 210 x 430 mm	542 848
	Replacement bags 48 pcs., capacity 15 litres each, on a roll		145 240
	Waste container with integrated knee actuation and lid Permanently antibacterial due to nylon with Microban, with removable interior container, colour white		
	8 litre capacity	225 x 225 x 360 mm	542 827
	20 litre capacity	350 x 250 x 520 mm	543 750
	Wash basin Synthetic, wash basin with 2 water compartments and shelf, covered holder of stainless steel	400 x 250 x 110 mm	white 542 867

! The MED-click multi-functional wall (see page 31) is required to mount the syringe and needle dispenser



Syringe and needle dispenser
4 medium Plexiglas chutes

600 x 138 x 207 mm

543 381



Syringe and needle dispenser
5 small Plexiglas chutes

600 x 108 x 163 mm

543 387

Syringe and needle dispenser
6 small Plexiglas chutes

on request



**Syringe and needle dispenser
(First In / First Out principle)**
5 small Plexiglas chutes

600 x 110 x 165 mm

543 384



**Syringe and needle dispenser
(First In / First Out principle)**
3 large Plexiglas chutes,

Without tray

600 x 162 x 243 mm

543 383

With tray, cannot be combined with other syringe and needle dispensers, flat stainless steel tray, mounted on top

600 x 162 x 268 mm

543 382




Swab dispenser and moistener, clicked
Only in conjunction with 543 383 or 543 382

125 x 227 x 268 mm

543 393

ACCESSORIES RAILING



Model description		Dimensions (W x D x H)	Art. No.
Disinfectant dispenser Stainless-steel pump can be autoclaved up to +134 °C			
500 ml aluminium housing, silver-coloured anodising, long operating lever, including catch tray		82 x 225 x 283 mm (without holder)	543 379
1000 ml stainless-steel housing, short operating lever, with lockable cover plate, with screen including catch tray		94 x 162 x 325 mm (without holder)	543 380
Glove dispenser Stainless steel, for 1 pack of gloves			
		140 x 72 x 230 mm	543 146
Stainless steel, for 3 packs of gloves			
		415 x 72 x 230 mm	543 411
Catheter basket Made of welded steel wire mesh with upper and base frame			
		Basket size: 150 x 100 x 200 mm With holder: 150 x 140 x 230 mm	543 390
		Basket size: 150 x 100 x 280 mm With holder: 150 x 140 x 310 mm	543 391
		Basket size: 150 x 100 x 480 mm With holder: 150 x 140 x 510 mm	543 392
Hanging hooks Stainless steel			
			543 389
Power strip Including holder			
	6-outlet Without protective hood	black	543 385
		white	543 386
	4-outlet Without protective hood	black	543 682
		white	543 681

ACCESSORIES DIN AND ISO MODULES



Model description	Dimensions (W x D x H)	Art. No.
ISO module Closed, synthetic	600 x 400 x 50 mm	345 351
Can be divided	300 x 400 x 50 mm	345 346
Cannot be divided	300 x 400 x 100 mm	345 348
Cannot be divided	300 x 400 x 200 mm	543 683



ISO module Synthetic basket	600 x 400 x 100 mm	542 318
	600 x 400 x 200 mm	345 371
Can be divided	300 x 400 x 100 mm	345 368
Can be divided	300 x 400 x 200 mm	543 684



Multi-functional guide element Synthetic guide rail with integrated clips, 15 kg loading capacity per element		
For all common ISO modules	390 mm long	343 953
	590 mm long	343 951
For all common DIN modules	490 mm long	343 952

ACCESSORIES TABLE TOP AND EXTENSION





Model description	For trolley width	Art. No.
Stainless-steel tabletop with 3-sided synthetic railing* For DIN trolley, with profile edge	600 mm	543 394
	900 mm	543 395
For ISO module trolley, without profile edge	660 mm	543 398
	900 mm	543 399
Stainless-steel tabletop without railing, without profile edge For DIN trolley	450 mm	543 716
	600 mm	543 396
	900 mm	543 397
For ISO module trolley	450 mm	543 716
	660 mm	543 400
	900 mm	543 401
Stainless-steel railing, 3-sided For stainless-steel table top without railing, without profile edge,	DIN TP 600 mm	
	DIN TP 900 mm	
	ISO TP 660 mm	

* Height 80 mm; material thickness 20 mm;
Surface = top surface size (body width minus 50 mm/body depth minus 25 mm)



Model designation	Dimensions (W x D x H)	Art. No.
Extension panel (fold-down) Stainless steel		
Mounted on the right (push handle is eliminated)	300 x 595 mm	543 752
mounted on the right (push handle is eliminated)	500 x 595 mm	543 528
as above, suitable for MEGAdrive Mini	310 x 509 mm	543 644
Mounted on the left	300 x 595 mm	543 751
mounted on the left	500 x 595 mm	543 525
as above, suitable for MEGAdrive Mini	310 x 509 mm	543 645
Right or left, not mounted	300 x 595 mm	543 753
right or left, not mounted	500 x 595 mm	543 524
as above, suitable for MEGAdrive Mini	310 x 509 mm	543 646
Extension panel (fold-down) Synthetic		
Mounted on the right (push handle is eliminated)	460 x 590 mm	543 418
as above, suitable for MEGAdrive Mini	460 x 540 mm	543 761
Mounted on the left	460 x 590 mm	543 419
as above, suitable for MEGAdrive Mini	460 x 540 mm	543 762
Right or left, not mounted	460 x 590 mm	543 417
as above, suitable for MEGAdrive Mini	460 x 540 mm	543 760

ACCESSORIES OTHER




Model description	Dimensions (W x D x H)		Art. No.
Central locking For chests of drawers, right or left			542 298

ACCESSORIES NAPPY CHANGING TROLLEYS



Model description	Dimensions (W x D x H)	Art. No.
Nappy changing pad Soft pad, preformed for the body of a baby, washable film with sewn-down hollow, resistant to disinfectants	570 x 570 x 40 mm	542 795



Nappy changing pad White, flat design, with 3-sided elevated rim	570 x 560 x 60 mm	542 316
--	-------------------	----------------

Synthetic removable shelf For nappy changing trolley with shelf carrier set	529 x 283 x 19 mm	542 849
---	-------------------	----------------



LED Examination Lamp with rail clamp (with T-screw) white, LED reflector lamp 9 W, Electrical mains: 100 - 240 V, 50 - 60 Hz Gooseneck arm		542 309
---	--	----------------

! The wash basin (Art. No. 542 826 marine/542 867 white) can be found in the MED-click accessories on page 35.

ACCESSORIES EMERGENCY TROLLEYS



Model description	Dimensions (L x W x H)	Art. No.
Reanimation board With holder, screwed to the rear wall	800 x 450 x 10 mm	543 741




Shelf for defibrillator Height-adjustable, rotating table platform, 10 kg loading capacity screwed to corpus (Defibrillator not included)	450 x 400 mm (L x W)	542 854
MED-Click fastening on request	325 x 255 mm (L x W)	543 743



Holder for oxygen tank Fastened to the side wall, for tanks 5/10 litre, diameter 145–205 mm, adjustable (MED-click at the top, screwed at the bottom)	132.5 x 160 x 230 mm	542 304
---	----------------------	----------------



Holder for oxygen cylinder 2 L It provides secure position on the trolley for 2 L oxygen cylinder.		543 744
---	--	----------------



Sealing strip for drawers Mounted on the left or right of the trolley, traffic red (RAL 3020)	right left	542 299 543 463
Sealing strip for drawers Can be configured, traffic red (RAL 3020)		543 532
Seals 100 pcs.		542 310

ACCESSORIES WARMING DRAWER

The practical warming drawers for linens or infusions can be integrated in all MEGAdrive trolleys.



Warming drawer for linens

For pre-warming textiles to keep patients warm and increase comfort.


Warming drawer for infusions

For keeping saline solution warmed to body temperature without needing additional equipment or walking further – for the protection and comfort of the patients.

	Warming drawer for linens	Warming drawer for infusions
Model	Warming drawer with perforated insert, switch panel and LED display for display of inside temperature	Warming drawer with perforated insert, switch panel and LED display for display of inside temperature
Drawer width /capacity	450 mm: 24 cubic decimetres 600 mm: 36 cubic decimetres 660 mm: 40 cubic decimetres	450 mm: 12 x 1 l or 20 x 0.5 l bottles 600 mm: 20 x 1 l or 32 x 0.5 l bottles 660 mm: 24 x 1 l. or 36 x 0.5 l bottles
Drawer height	350/375 mm	350/375 mm
Loading capacity	30 kg	30 kg
Connected load/Rating	220–240 V AC, 50–60 Hz 400 Watt, 1.7 A	220–240 V AC, 50–60 Hz 400 Watt, 1.7 A
Temperature	Can be regulated from +40 °C to +65 °C, factory set at +60 °C, overtemperature protection at +75 °C, self-limiting PTC heating element	Can be regulated from +33 °C to +37 °C, factory set at +37 °C, overtemperature protection at +46 °C, self-limiting PTC heating element
Article No.	543 064 01	346 784 01

! The functional trolleys 543 321 / 543 322 / 543 323 (see pages 10–12) are already equipped for the warming drawer.

ACCESSORIES DRAWER INSERT AND DRAWER DIMENSIONS



Model description	Dimensions (W x D x H)	Art. No.
Drawer insert Deep-drawn synthetic, to fit drawer 75 mm and panel 600 mm width	472 x 490 x 40 mm	372 520

So that you can plan the use of your MEGAdrive drawers optimally, we have compiled all important outside and inside dimensions here.

Drawer dividers suitable for the drawer sizes can be found on the following pages.

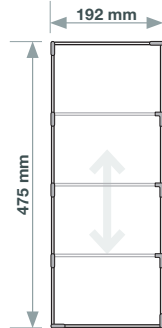
Panel height	Box height	Usable height	Material
75 mm	45 mm	60 mm	Metal
100 mm	65 mm	83 mm	
150 mm	90 mm	133 mm	
200 mm	140 mm	183 mm	
300 mm	240 mm	283 mm	

Panel width	Box width, inner	Box depth, inner	Material
300 mm	192 mm	475 mm	Metal
450 mm	342 mm	475 mm	
600 mm	492 mm	475 mm *	
900 mm	792 mm	475 mm	
* 375 mm of metal for the gynaecology treatment trolley (Art. No. 543 290)			



DRAWER DIVIDERS ACCESSORIES

Drawer width 300 mm

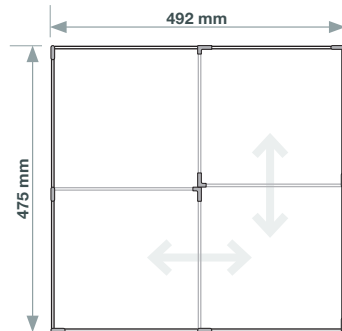


Designation

Art. No.

Height	55 mm	Drawer divider HH300H55	543 649
Height	100 mm	Drawer divider HH300H100	543 650

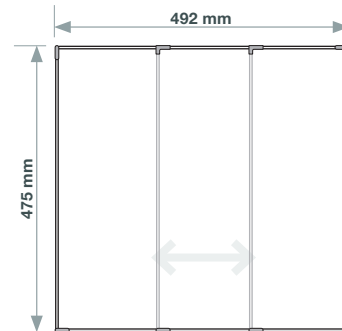
Drawer width 600 mm



Designation

Art. No.

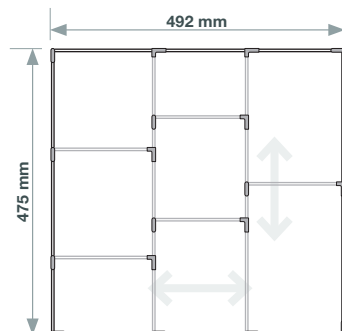
Height	35 mm	Drawer divider HH600H35	543 659
Height	55 mm	Drawer divider HH600H55	543 660
Height	100 mm	Drawer divider HH600H100	543 661
Height	150 mm	Drawer divider HH600H150	543 662



Designation

Art. No.

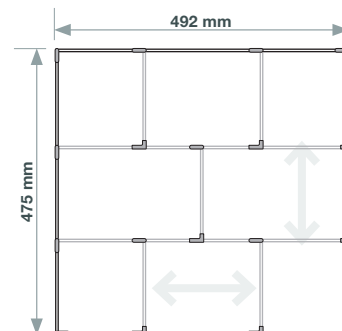
Drawer divider HH600H35	543 663
Drawer divider HH600H55	543 664
Drawer divider HH600H100	543 665
Drawer divider HH600H150	543 666



Designation

Art. No.

Height	35 mm	Drawer divider HH600H35	543 667
Height	55 mm	Drawer divider HH600H55	543 668
Height	100 mm	Drawer divider HH600H100	543 669
Height	150 mm	Drawer divider HH600H150	543 670



Designation

Art. No.

Drawer divider HH600H35	543 671
Drawer divider HH600H55	543 672
Drawer divider HH600H100	543 673
Drawer divider HH600H150	543 674

EXPANSION SETS

Delivery of additional guide rails to measure.
Delivery of divider sets in standard lengths; can be shortened to desired length (predetermined breaking points).

Drawer width 300 mm		Suitable for	Designation	Art. No.
Height	55 mm	543 649	Additional guide rails 2 pcs. incl. clips	543 685
Height	100 mm	543 650	Additional guide rails 2 pcs. incl. clips	543 686

Drawer width 450 mm		Suitable for	Designation	Art. No.
Height	55 mm	543 655, 543 657	Add. guide rails (Mini) 2 pcs. incl. clips	543 700
Height	55 mm	543 651, 543 653	Additional guide rails 2 pcs. incl. clips	543 687
Height	55 mm	543 651, 543 653, 543 655, 543 657	Divider set 5 pcs. incl. backing clips	543 689
Height	100 mm	543 656, 543 658	Add. guide rails (Mini) 2 pcs. incl. clips	543 701
Height	100 mm	543 652, 543 654	Additional guide rails 2 pcs. incl. clips	543 688
Height	100 mm	543 652, 543 654, 543 656, 543 658	Divider set 5 pcs. incl. backing clips	543 690

Drawer width 600 mm		Suitable for	Designation	Art. No.
Height	35 mm	543 671	Additional guide rails 2 pcs. incl. clips	543 696
Height	35 mm	543 659, 543 663, 543 667	Additional guide rails 2 pcs. incl. clips	543 691
Height	35 mm	543 667, 543 671	Divider set 5 pcs. incl. backing clips	543 695
Height	35 mm	543 659	Divider set 5 pcs. incl. backing clips	543 692
Height	55 mm	543 672	Additional guide rails 2 pcs. incl. clips	543 697
Height	55 mm	543 660, 543 664, 543 668	Additional guide rails 2 pcs. incl. clips	543 687
Height	55 mm	543 660	Divider set 5 pcs. incl. backing clips	543 693
Height	55 mm	543 668, 543 672	Divider set 5 pcs. incl. backing clips	543 689
Height	100 mm	543 673	Additional guide rails 2 pcs. incl. clips	543 698
Height	100 mm	543 665, 543 669, 543 661	Additional guide rails 2 pcs. incl. clips	543 688
Height	100 mm	543 669, 5436 73	Divider set 5 pcs. incl. backing clips	543 690
Height	100 mm	543 661	Divider set 5 pcs. incl. backing clips	543 694

Drawer width 900 mm		Suitable for	Designation	Art. No.
Height	100 mm	543 675, 543 677	Additional guide rails 2 pcs. incl. clips	543 688
Height	100 mm	543 676, 543 678	Additional guide rails 2 pcs. incl. clips	543 699
Height	100 mm	543 676, 543 677	Divider set 5 pcs. incl. backing clips	543 690

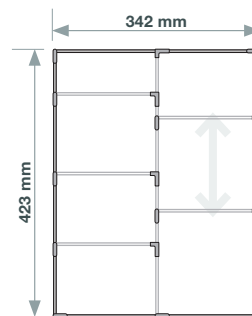
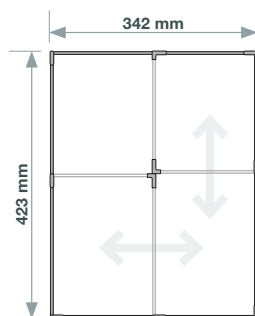
More organized with a better overview for easier work: there is a suitable drawer divider in the MEGAdrive range for any drawer size.

The standard drawer dividers are designed to fit the most common dimensions of medical supplies.

If you require an individual solution, our expansion sets are also available in addition to the standard drawer dividers.



**Drawer width
450 mm
for MEGAdrive Mini**



Designation

Art. No.

Designation

Art. No.

Height **55 mm**

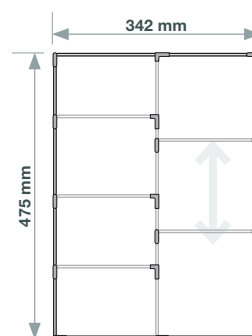
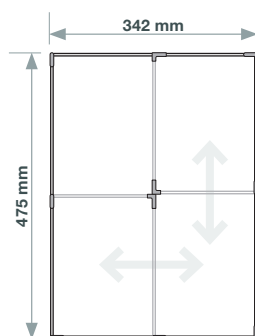
Drawer divider HH450H55 Mini **543 655**

Drawer divider HH450H55 Mini **543 657**

Height **100 mm**

Drawer divider HH450H100 Mini **543 656**

Drawer divider HH450H100 Mini **543 658**



Designation

Art. No.

Designation

Art. No.

Height **55 mm**

Drawer divider HH450H55 **543 651**

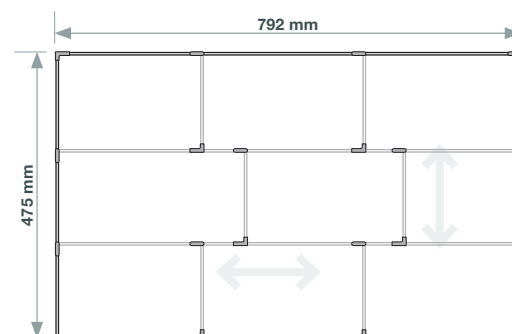
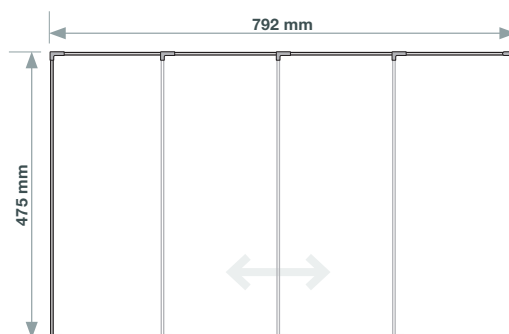
Drawer divider HH450H55 **543 653**

Height **100 mm**

Drawer divider HH450H100 **543 652**

Drawer divider HH450H100 **543 654**

**Drawer width
900 mm**



Designation

Art. No.


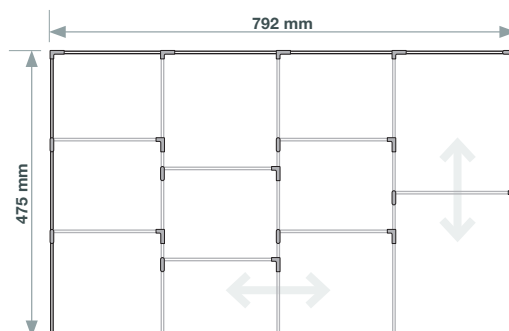
Designation

Art. No.

Height **100 mm**

Drawer divider HH600H150 **543 675**

Drawer divider HH600H150 **543 676**



Designation

Art. No.

Designation

Art. No.

Height **100 mm**

Drawer divider HH600H150 **543 677**

Drawer divider HH600H150 **543 678**

MEGAstore

ITS ACE IS ITS SPACE

The MEGAstore complements the fleet of medical transport trolleys by MED-Systeme with a lot of extra volume. For a lot of extra material for long working days.

Loaded in the morning, no need to re-stock all day.
The MEGAstore offers ample space for an entire day's worth of consumables. Individually usable modules can be used to store everything needed in the day-to-day running of a clinic. Dust-tight and clean behind space-saving roller shutters or individually opening hinged doors.



**Complete standard-conformity.
Nevertheless, truly extraordinary.**

The ISO module trolleys are especially adapted to enable the use of ISO modules (600 x 400 mm). Through flexible module carrier walls, all standard brands of ISO module baskets can be retrofitted, making MEGAstore the perfect base for integrated solutions. All over the world. And yet it still stands out. It doesn't go unnoticed: through its award-winning top design and a wide variety of available colours to bring style and cheer to all surroundings.

Chic and smart.

At MED-Systeme, function and design, German technology and high-quality processing are inextricably intertwined. Stylish and modern in shape and colour, smart in its versatility as a valuable assistant.


Extremely easy to manoeuvre.

Two long, ergonomic push handles on both sides. Their large-dimensioned diameters make them fit particularly well in the hand. As a result, the trolley is easy to move. By people of all sizes.



Sturdy with smooth rolling castors.

MED-Systeme's proven high quality is featured in the robust corner guards which provide all round protection for the trolley and other equipment or surfaces that it might come in contact with. The double, extra smooth electrically conductive rolling castors ensure easy manoeuvring even when fully loaded. The brakes and directional locks on two castors offer additional safety when parked.



Clean and closed. Easy to open.

In order to ensure that everything is kept clean until needed, an all-round seal protects against dust and dirt. High-quality hinges create an extra large opening angle of 270°



MEGASTORE **ROLL-FRONT TROLLEYS**



Model	MS_MW_RW_2_ISO	MS_MW_RW_1_ISO	MS_MW_RW_1_ISO longitudinal
Art.-Nr.	543 575	543 573	543 576
Model	ISO module trolley with roller shutters 2 segments ISO-longitudinal		
Dimensions in mm (L x W x H)	1086 x 743 x 1641	828 x 543 x 1641	628 x 743 x 1641
Inside dimensions in mm	418 x 627 x 1240 (2 compartments)	618 x 427 x 1240 (1 compartment)	418 x 627 x 1240 (1 compartment)
Capacity Load example	4 x 200 mm ISO modules 10 x 100 mm ISO modules 2 x 50 mm ISO modules	2 x 200 mm ISO modules 5 x 100 mm ISO modules 1 x 50 mm ISO module	2 x 200 mm ISO modules 5 x 100 mm ISO modules 1 x 50 mm ISO module
Fronts	Roller shutter front - NOTE: roller shutter takes 100 mm space from the top of the trolley inside Bar width 15 mm/spacing 30 mm Optimal use of space through space-saving design		
Special features	4 vertical push handles (2 on each side) 4 corner guards 4 steering castors, 2 with brakes and directional locks, 2 electrically conductive		
Body	Stable, long-life all-metal construction in sandwich design for lower weight Powder-coated steel sheet in white aluminium (RAL 9006) Noise-damping insulation Rugged, impact and scratch-proof Hygienic and easy to care for Resistant to UV Resistant to commercially available disinfectants		
Max. load	150 kg	100 kg	100 kg

MEGASTORE **HINGED DOOR TROLLEYS**



Model	MS_MW_2FT_2_ISO	MS_MW_2FT_1_ISO	MS_MW_FT_1_ISO longitudinal
Art. No.	543 551	543 574	543 577
Model	ISO module trolley with hinged door		
	2 segments ISO-longitudinal	1 segment ISO-crosswise	1 segments ISO-longitudinal
Dimensions in mm (L x W x H)	1086 x 743 x 1641	828 x 543 x 1641	628 x 743 x 1641
Inside dimensions in mm	418 x 627 x 1330 (2 compartments)	618 x 427 x 1330 (1 compartment)	418 x 627 x 1330 (1 compartment)
Capacity Load example	4 x 200 mm ISO modules 12 x 100 mm ISO modules	2 x 200 mm ISO modules 6 x 100 mm ISO modules	2 x 200 mm ISO modules 6 x 100 mm ISO modules
Fronts	Hinged doors Double-walled with all-round door seal Opening angle: 270°, lockable at 255°		
Special features	4 vertical push handles (2 on each side) 4 corner guards 4 steering castors, 2 with brakes and directional locks, 2 electrically conductive Side-mounted, magnetic impact protection		
Body	Stable, long-life all-metal construction in sandwich design for lower weight Powder-coated steel sheet in white aluminium (RAL 9006) Noise-damping insulation Rugged, impact and scratch-proof Hygienic and easy to care for Resistant to UV Resistant to commercially available disinfectants		
Max. load	150 kg	100 kg	100 kg

OPTIONS AND ACCESSORIES MEGASTORE

Options	Description
Stainless steel top surface 1.4301 (AISI 304)	For all models
Railing Stainless sleet round tube, 3-sided, diameter 16 mm Recommended only when combined with stainless steel top surface Max. top surface load: 10 kg	For all models
Lockable variants Hinged door trolley: Espagnolette lock with key actuation Roll-front trolley: Lever lock with key actuation	Flush with front
Lead-sealing device	On request For hinged door version only
Electronic lock	On request

Accessories	Dimensions	Art. No
Multifunctional guide element For ISO cabinets with 480 mm depth Synthetic guide rails with integrated clip, load capacity 15 kg per element, for all standard ISO modules	390 mm	343 953
Multifunctional guide element For ISO cabinets with 680 mm depth Synthetic guide rails with integrated clip, load capacity 15 kg per element, for all standard ISO modules	590 mm	343 951
Multifunctional telescopic pull-out For ISO cabinets with 480 mm depth Max. load capacity: 30 kg	Guide length: 383 mm, can be pulled out to 450 mm	542 385
Multifunctional telescopic pull-out For ISO cabinets with 680 mm depth Max. load capacity: 30 kg	Guide length: 583 mm, can be pulled out to 650 mm	542 384

MED-Systeme Ltd.

We produce high-end hospital furniture and equipment. The company's roots trace back to BLANCO Professional, part of a large industrial group in Germany. A market leader and innovator in the hospital furniture space, it became an independent business entity in 2017.

Ran by the ex-BLANCO team, Med-Systeme solidified its market position in Germany and expanded further in EU and Switzerland, as well as in new geographies, such as the Middle East. Med-Systeme has delivered its solutions to numerous reputable medical institutions.

We are your contact for functional medical furniture in clinics, practices and outpatient departments. We develop, manufacture and market high quality products being leaders in many areas.

Our focus is always on people. We are not only concerned with the equipment but also with your patients, ensuring that they feel good and recover quickly. Our products and solutions also make the work of clinic staff more enjoyable. Our experienced, creative team brings design, ergonomics, order and freshness to your rooms.

MED-Systeme

MED-Systeme GmbH
Bahnhofstraße 2.
D-75056 Sulzfeld
+49 7269-32299-60
mail@med-systeme.de

www.med-systeme.com