



Sicuro tera

The bed for demanding intensive care



Contents

4	Sicuro tera
6	Patient anamnesis
7	Attachment of equipment to bed
10	Medical positioning options
12	Emergency
13	Patients needing special protection
14	Mobilisation
15	Relieving the strain on nursing staff
18	Patient safety and comfort
20	Hygiene
22	Smart Hospital
24	Service
24	Useful additions
26	Equipment and options
28	Colours and decors
29	Technical data
31	The Stiegmeyer-Group

Sicuro tera

Relief and assistance when it most counts

In the intensive care unit, every move has to be right and every procedural step has to follow on seamlessly from the previous one. Stieglmeyer spoke with the people who bear great responsibility every day in this respect. Their wishes and requirements have led to a new intensive care bed that supports their hard work in every situation. Discover our Sicuro tera, the intelligent bed for more relief and efficiency.



Patient anamnesis

Weighing the patient – simple and reliable

How much does the patient weigh? This question is often crucial during treatment, since the weight influences the optimal dose of medications. The scale of the Sicuro tera provides instant information, accurate to 200 grams. There is no rough estimating and no time-consuming weighing operations that hamper the progress of treatment. The control device of the scale can be operated intuitively and is stored in the linen holder for easy access. It is extremely unlikely that a new patient will be too heavy for the bed, as the maximum permissible patient weight is 250 kg.

Almost 20 % of patients are given a dose of medication that deviates from the recommended dose due to their body weight being incorrectly estimated.

Barrow T, Khan MS, Halse O, Bentley P, Sharma P. Estimating Weight of Patients With Acute Stroke When Dosing for Thrombolysis. Stroke. 2016 Jan;47(1):228-31. doi: 10.1161/STROKEAHA.115.011436. Epub 2015 Nov 10. PMID: 26556826.

- ◀ The control device for the optional scale has an illuminated display and just a few buttons for intuitive operation right from the start.
- ▼ When not in use, the control device is stored in the linen holder, for easy access.



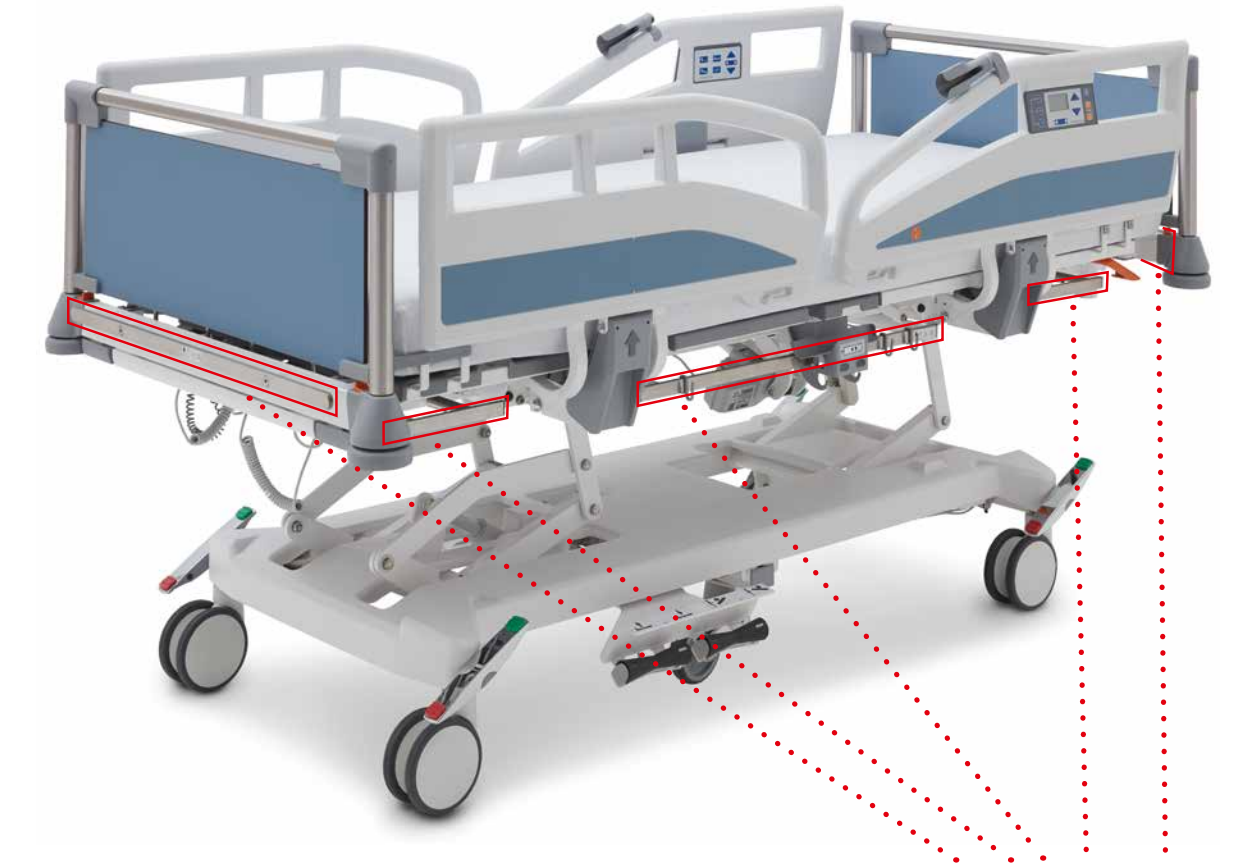
Attaching options

for medical equipment

Often, more than a dozen medical devices are used at the same time to help monitor and care for the ICU patient. These may include ventilators, ECG devices, dialysis machines, monitors and syringe pumps, for example. The more equipment that can be attached directly to the bed, the more orderly and safer the situation will be.

The Sicuro tera has standard sliding rails around almost all of its load-bearing construction elements. So attaching the required equipment is no longer a problem.

Numerous Stiegmeyer accessories are available to assist with the attachment of medical equipment.



Standard sliding rails

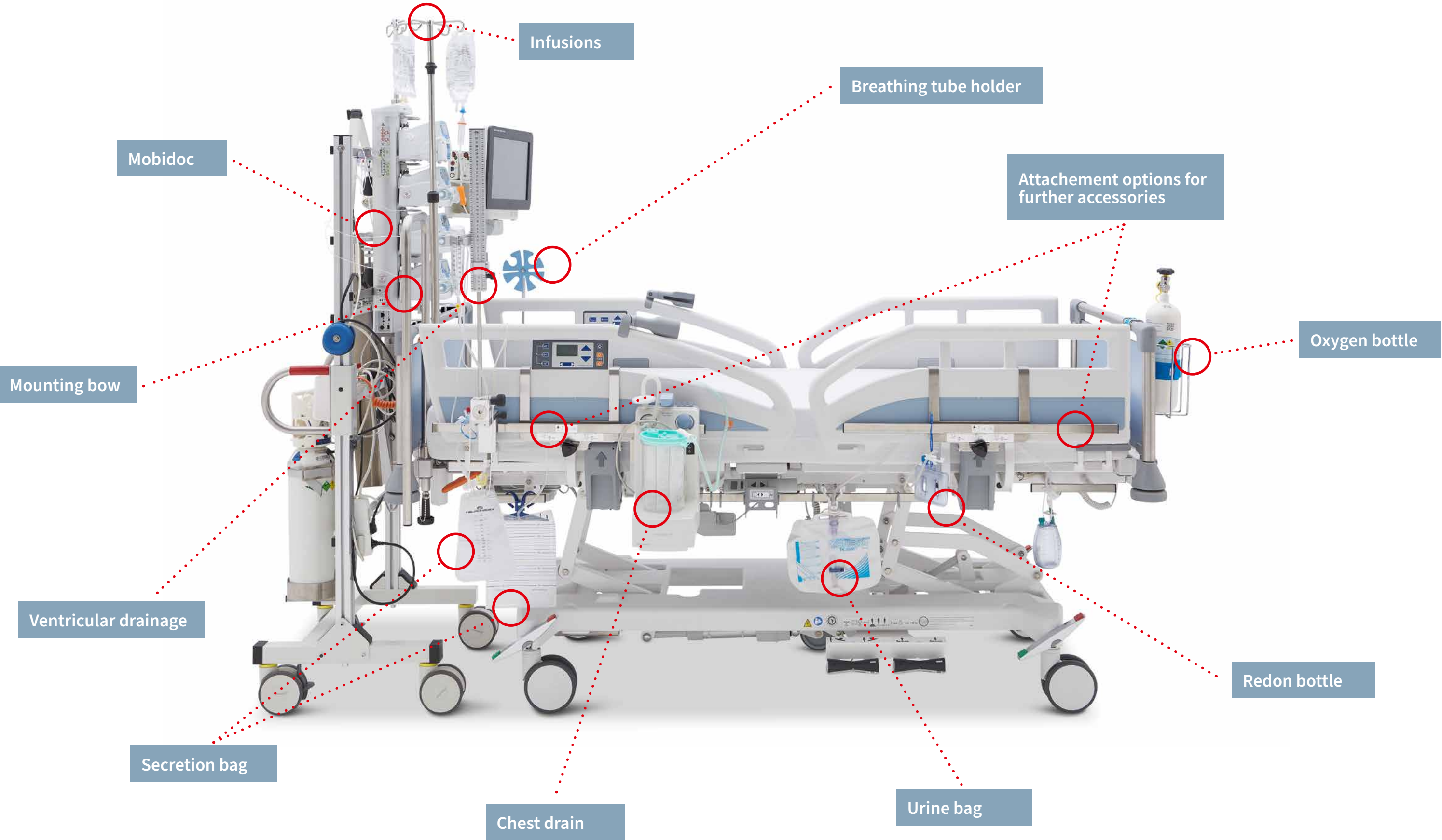
Sturdy standard sliding rails are available at the head and foot ends as well as along the sides of the bed frame for the secure attachment of numerous devices.



▲ Rails can even be attached to the plastic elements of the safety sides, if desired.

Attachment options – an overview

The illustration shows suggestions for attaching accessories to the bed. You can attach your medical equipment – as required – to the standard sliding rails, headboard, footboard and safety sides.





▲ Auto contour/Fowler position



▲ Cardiac chair



▲ Reverse-Trendelenburg position



▲ Trendelenburg position



Medical positioning

Lateral tilt provides relief

Positioning patients appropriately, especially if they are immobile, can be extremely strenuous for the nursing staff. The Sicuro tera takes over this task almost completely. At the touch of a button on the control panel, its motorised adjustable mattress base glides gently into the cardiac chair position, the orthopaedic position, the reverse Trendelenburg position or the Trendelenburg position.

- ◀ All the usual adjustments of the mattress base required during everyday care, from the cardiac chair position to the Trendelenburg position, can be set effortlessly, at the touch of a button.



The most time-consuming and strenuous positioning task is turning the patient from one side onto the other, to relieve the lungs and prevent pressure sores. In difficult cases, this may require up to five nurses and take several minutes – especially if the patient is connected to a number of tubes. The lateral tilting of the Sicuro tera helps to turn the patient and relieves the burden on nursing staff to a large extent, even with patients who weigh 250 kg.

- ▲ The lateral tilting of the bed promotes the turning movement of the patient and relieves the burden on staff.



- ◀ Lack of movement can impair the lung function, in particular, of intensive care patients. Lateral tilting of the bed is a recognised means of improving oxygen supply.

Emergency

When every second counts

In every intensive care unit, resuscitations are necessary several times a week. In such cases, every second counts – including when adjusting the bed appropriately. With the Sicuro tera, all the necessary steps can be taken in the shortest possible time. The Protega safety sides can be lowered without any complicated mechanisms or catches. The mattress base automatically moves into the resuscitation position when the CPR buttons are pressed. Alternatively, it is also possible to lower the backrest by operating the emergency lever. The quickly removable headboard allows unencumbered access to the patient.

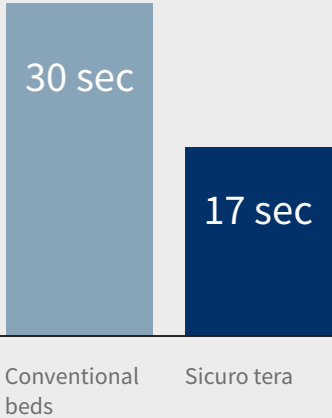


▲ Example of a possible adjustment

Crucial seconds in an emergency

The Sicuro tera can be moved into the CPR position up to 44 % faster than conventional beds.

With the control panel, the bed is in the CPR position within around 17 seconds.



▲ The backrest can be lowered quickly with the emergency release lever.



▲ The elements of the Protega safety sides can be lowered quickly, with one hand.



▲ A simple mechanism unlocks the headboard.



▲ Access to the patient from the head end of the bed is enabled within seconds.

Patients needing special protection

Secure attachment of restraints

When intensive care patients wake up from anaesthesia or are sedated, their cognitive abilities are often severely impaired. In this state, they may perceive potentially life-sustaining tubes and cables on the body as disturbing foreign bodies and try to pull them out. This risk is also high in the case of dementia patients and people with neurological illnesses.

Restraining patients temporarily is often the safest option when it comes to preventing self-endangerment. As a rule, the wrists are restrained. Slots in the mattress base of the Sicuro tera allow belt systems to be attached wherever they are needed.



▲ The slots along the edges of the mattress base allow the attachment of belt systems at various locations to suit the height of the patient.



The lateral tilting of the bed moves the patient into an ergonomic position ready for standing up.



While tilting the bed laterally using the foot switch, the nurse has both hands free to reposition the patient.

Mobilisation

Ergonomic assistance for a speedy recovery

Early mobilisation often speeds up recovery. In a trial by Peter E. Morris and colleagues, mobilised patients left the intensive care unit one and a half days earlier than those in the non-mobilised comparison group (5,5 days instead of 6,9 days). Overall, their hospital stay was reduced by more than 3 days (11,2 compared to 14,5 days).

The lateral tilt function as well as the split safety sides of the Sicuro tera help the patient to stand up. Patients start from an ergonomic position and can push themselves up using the handle rail of the safety side.

Relieving the strain on nursing staff

Reduce the effort of everyday work

Many everyday tasks may require turning an immobile patient – for personal hygiene or changing the bed linen, for example. The strength and effort required make this one of the greatest physical strains on nursing staff. The lateral tilting feature of the Sicuro tera

drastically reduces this effort. Turning and moving the patient to the side is much easier with the mattress base inclined. The nursing staff maintain their health, and the hospital keeps its staff fit for work.

The stay in the intensive care unit is reduced by around 3 days due to early mobilisation

Morris PE, Goad A, Thompson C, Taylor K, Harry B, Passmore L, Ross A, Anderson L, Baker S, Sanchez M, Penley L, Howard A, Dixon L, Leach S, Small R, Hite RD, Haponik E. Early intensive care unit mobility therapy in the treatment of acute respiratory failure. Crit Care Med. 2008 Aug;36(8):2238-43. doi: 10.1097/CCM.0b013e318180b90e. PMID: 18596631.

Early mobilisation pays off for everyone

Both the patient and the hospital benefit from the advantages of early mobilisation. Patients often enjoy a better quality of life afterwards and, according to studies, need significantly less pain medication. The hospital saves up to 1 200 euros per day when a patient's stay in the intensive care unit is shortened. The Sicuro tera thus pays for itself very quickly.



Hands free for important tasks

Nursing staff can tilt the bed laterally during a demanding care situation without having to let go of the patient. One press of the foot switch on the chassis is all it takes. Three combinations can be assigned to the foot switch:

- Lateral tilting and height adjustment
- Lateral tilting and backrest adjustment
- Height adjustment and backrest adjustment

Relieving the strain on nursing staff

25° lateral tilting in both directions, with a patient weight of up to 250 kg.



▲ The lateral tilting promotes ergonomically sound care.

▲ The conventional method of positioning a patient can result in back injuries.

In order to turn an immobile patient on a horizontal surface, care staff have to bend forwards and apply a great deal of force to either pull the patient towards them or push the patient away. The resulting strain applied to the nurse’s spine and back muscles is very unhealthy. Nurses suffer more from back disorders than any other occupational group – up to 75 % of those questioned in studies complained of pain.

The Sicura tera’s mattress base can be tilted laterally by 25° to enable the nurse to find the right starting point with a straight back and to pull the patient towards him/her using gravity, with almost no effort.



▲ The Protega safety side can be raised and lowered effortlessly using just one hand.

20 % of sick days among nursing staff are due to disorders of the musculo-skeletal system.

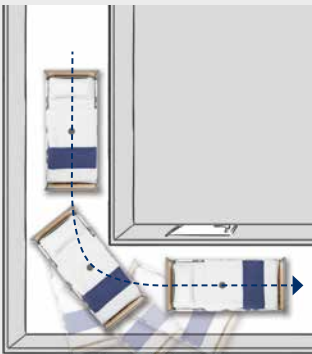
Health Report 2019 of the Techniker Krankenkasse health insurance



The frequent transport of intensive care patients to X-ray, MRI or computer tomography are part of everyday life in the intensive care unit. The bed must therefore have good manoeuvrability in order to avoid placing too much strain on staff when they move the bed. The Sicuro tera is easy to steer, even with accessories attached.



Advantages of the fifth castor



If a bed with a patient lying in it rapidly turns a corner, high centrifugal forces can come into play. The optional fifth castor ensures that the Sicuro tera remains on track and prevents it from slipping sideways.

◀ Thanks to the radiolucent backrest and the integrated X-ray cassette holder, there is no need for time-consuming relocation of the patient.



▲ Patients can move the bed into a comfortable position with the optional LCD handset.



▲ The sitting position makes eating meals and conversing with people at eye level more enjoyable.

Patient safety and comfort

Health-promoting positions with maximum protection

In hospitals, elderly people, dementia patients and immobile intensive care patients must be protected in order to prevent falls and pressure sores caused by pressure point loading. The Sicuro tera makes regular repositioning easy, thanks to its lateral tilting feature and a flexibly adjustable mattress base. Health-promoting positions with the backrest in the upright position are particularly safe, as the head-end elements of the Protega safety sides move up with the backrest. The bed can be conveniently adjusted using an optional LCD handset in addition to the control panel.

95 % of all pressure sores are preventable, say experts.

Martens, D. (2016): Hospital Report: Personal Injuries



◀ For optimal fall prevention, the center of the Protega safety sides also closes when the seat or cardiac chair position is used.



The Quado bedside cabinet with the patient's personal belongings is simply hooked onto the headboard or footboard when the patient is transferred to another room.

Physical strain during therapy is alleviated by intelligent solutions from Stiegmeyer. The integrated scale of the Sicuro tera always saves patients and nursing staff the trouble of repositioning for weighing. Our Quado bedside cabinet can be hooked onto the bed for transport and even be machine cleaned – this means that the patient's personal belongings do not have to be packed and unpacked when changing rooms.

▼ Continuous monitoring of the patient's weight is possible with the integrated scale, without any time-consuming repositioning.



▼ For tall patients, the integrated bed extension provides more space. There is also the option of configuring the bed from the outset with a 210 cm mattress base.



Advantages at a glance

- Protection in every position: the Protega split safety sides move with the backrest
- Uninterrupted safety with optional infill pieces for the safety sides
- Flexible operation: optional LCD handset gives patients and staff more freedom of movement
- Weighing with the integrated scale, with no repositioning required
- Plenty of room for tall patients, with the easy-to-operate bed extension
- Practical companions: the Quado bedside cabinet can be hooked onto the headboard or footboard

Always
machine
washable



Reliable hygiene

Effective in the fight against multi-resistant pathogens

Hundreds of thousands of hospital-acquired infections per year; pandemic control as an existential challenge: ensuring consistent, verifiable hygiene in hospitals has never been more important. The Sicuro tera, which is machine washable as standard, makes a decisive contribution in this respect. And the energy-saving automatic reprocessing also saves time and frees up resources for other tasks.

On average, a hospital bed is reprocessed 50 times a year. Our machine-washable models can be washed 10 times more often than the standard requires.



▲ The optimal mattress base setting for machine washing is preset on the control panel.

◀ With the help of the foot switches, the bed can be adjusted without having to touch it near the patient.



Every year, 400 000 to 600 000 patients in Germany contract hospital-acquired infections, some of which could be prevented or influenced.

German Federal Ministry of Health (2020):
Hospital hygiene

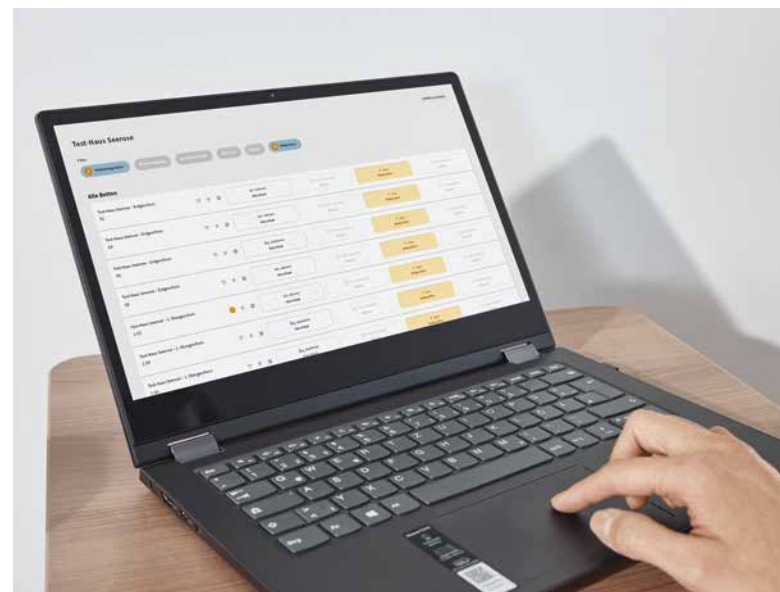

▲ The flat-surface design of the Sicuro tera offers little opportunity for dirt to accumulate. This also facilitates thorough manual reprocessing.

Advantages at a glance

- Flat-surface design with good hygiene properties
- Suitable for automated reprocessing, as standard
- The world's only machine-washable intensive care bed with plastic safety sides and lateral tilting
- Withstands ten times more washing cycles than the standard requires
- Customisable foot switches for hands-free operation of the bed



◀ An effortless way to transport the Quado bedside cabinet for reprocessing together with the bed. Both products are machine washable as standard.



▲ Status information about the beds and, for example, messages about whether a patient has left the bed can be displayed on a tablet, smartphone or on the PC in the nursing room.

Smart Hospital®

Digitisation and networking of hospital beds

Digital systems and networked equipment will make work in hospitals much easier. Our Stieglmeyer Connect system supports staff by providing important status information about the ICU beds at a glance. Networked beds send data wirelessly to a dashboard – a graphical overview of all the beds with easily understandable icons. This allows the nursing staff to intervene immediately and at any time in important situations, without having to constantly check all the patient rooms.

The use of digital technology in hospitals offers many opportunities for improving patient care and safety, for more efficient workflows and communication processes, and for healthcare research.

Hospital Report 2019

Advantages at a glance

- Clear information on a dashboard
- Can be used on PCs, tablets and smartphones
- Fall prevention through Out-of-Bed system and control of the lowest mattress base position
- Patient weight is transmitted to the dashboard
- Time-saving through live tracking of beds
- Quick occupancy overview
- Optimised bed maintenance
- Interface to third-party systems available



Starting from arrival in the emergency room through to treatment in the intensive care unit and transfer to other wards, Stieglmeyer Connect provides helpful status information and helps to make processes more efficient.





Technical service

Our services – tailored to your requirements

The high-quality hospital beds and care beds from the Stiegmeyer-Group are supported by an equally first-class service. Our service includes the core tasks of checking, repairs, training and consulting.

We tailor our service to the wishes and requirements of your company. You can contact us in any way; all channels are open to you. Your dedicated contact at the other end of the phone will assist you with ordering spare parts and provide comprehensive technical support. More than 50 members of our technical service team are available to conduct inspections, maintenance and repairs at the customer's in Germany. Your area sales manager will be happy to advise you about our service offers on site.

Our service supplies replacement parts for all Stiegmeyer products for at least 15 years after the purchase date. Stiegmeyer has opened an ultra-modern service centre in Herford providing 3 000 square metres of storage. This automated warehouse contains an average of 7 500 items that can normally be shipped within a short time. You can also conveniently order these items **online via our service portal**.



<https://.service.stiegmeyer.com/de/EUR/registration>



+49 5221 185 777
Mon-Thu from 8:00 am to 4:30 pm and
Fri from 8:00 am to 2:00 pm



service@stiegmeyer.com

Replacement parts

Our spare parts and replacement equipment are always quickly available, so that we can use our expertise in service and repairs to the best effect. We not only have the necessary manpower but also an extensive warehouse at our Herford site, containing replacement parts for hospital beds and care beds.

Bed check

The bed check can involve an inspection or maintenance work. In an inspection, we evaluate the technical state of the bed in its current condition. This makes it possible to define suitable action for every single bed. In addition to these services, maintenance comprises preventive maintenance measures, such as adjusting the brakes. Maintenance is designed to preserve the normal condition. Inspection and maintenance work always includes an electrical safety test (in line with DGUV V3) and a service report, which can also be accessed online.

Quick repair of the bed

As the manufacturer, we guarantee the supply of original replacement parts within a short period of time. Our staff repair any damage to your beds quickly, expertly and inexpensively. Special repairs, modifications or complete overhauls are carried out in our service centre in Herford.

Useful additions

to the Sicuro tera intensive care bed

Quado bedside cabinet



- ▲ The slimline Quado bedside cabinet is ideally suited to everyday hospital use in rooms with limited space. Whenever the overbed table is not in use, it can be folded away easily and softly. The cabinet can be transported with the bed by simply hanging it onto the headboard or footboard.

Novacare alternating pressure system



- ▲ The **Novacare alternating pressure system APM 440 XC** is an innovative air cell mattress for bedridden patients, for the optimal prevention of pressure ulcers up to stage IV.

Accessories



- ▲ The **protection cover** cushions the 4 elements of the Protega safety sides.

- ▲ The **drainage tube holder** can be attached to the handle bars of the head and footboards.

- ▲ The **hook-on standard sliding rail** allows additional accessories to be attached close to the patient.

This may also interest you!

Details of further accessories and mattresses can be found in separate brochures or on request.

Equipment and options

Lengths



200-cm version
<ul style="list-style-type: none">Standard length with integrated 28-cm bed extension



210-cm version
<ul style="list-style-type: none">Extra long to offer tall patients added comfort

Headboards and footboards



Intercontinental design
<ul style="list-style-type: none">Made of PP plasticHeadboard and footboard fully removableParticularly easy to cleanSecured to prevent accidental removal



Stelo design
<ul style="list-style-type: none">With sturdy stainless-steel profilesHeadboard and footboard are fully removableSecured to prevent accidental removal



Rondo design
<ul style="list-style-type: none">With anodised aluminium profilesInterchangeable edge protection profile at the sidesHeadboard and footboard are fully removableSecured to prevent accidental removal

Safety sides



Protega safety side
<ul style="list-style-type: none">Protective height of approximately 42 cm above the mattress baseSplit safety sides made from sturdy plasticEasy power-assisted operation with damped movementExtensive finger-trap-protection

Mattress bases



Hygiene mattress base
<ul style="list-style-type: none">Made of polypropyleneSections can be removed separatelyModern designWith slots for belt systems



Radiolucent backrest
<ul style="list-style-type: none">All-plastic (HPL) radiolucent backrest material; other hygiene mattress base parts are made of polypropylenePatient can be X-rayed without being relocatedOptional X-ray cassette holder

Castors



Integral castor
<ul style="list-style-type: none">Diameter 150 mmHeight adjustment range of mattress base approx. 48 – 84 cmChassis ground clearance approx. 6 cm



Double castor
<ul style="list-style-type: none">Diameter 150 mmHeight adjustment range of mattress base approx. 47 – 84 cmHeight adjustment range of mattress base, low design, 45 – 81 cmChassis ground clearance approx. 6 cm



5th castor
<ul style="list-style-type: none">Diameter 125 mm

Brake pedals



Brake pedal
<ul style="list-style-type: none">Die cast, chrome-platedTread surfaces with coloured markingQuick and intuitive to use

Wall deflection rollers



Plastic
<ul style="list-style-type: none">Diameter 100 mmMaterial: polyamide (PA6)Including wall buffer cones



Universal
<ul style="list-style-type: none">Diameter 100 mmVertically and horizontally effectiveMaterial: polyamide (PA6)Including wall buffer cones

Control devices



Integrated control panel
<ul style="list-style-type: none">Integrated in the Protega safety sides on both sides of the bedPractical adjustment options for patient (inside) and for nurses and technicians (outside)Pre-set bed positionsQuick activation of the CPR function



LCD handset
<ul style="list-style-type: none">3 control levels (for patients, nurses, and technicians)Extensive locking and setting options in normal operation, and emergency situation at the nurse levelError analysis and reset function at the technician level



Control box
<ul style="list-style-type: none">For locking and operating all individual functionsEmergency settingsMemory functionsBattery level indicator



Foot switches
<ul style="list-style-type: none">Easy height adjustment of the bed using the footPossible assignment of functions to the 2 switches:<ul style="list-style-type: none">- Adjustment of backrest and mattress base height- Lateral tilting and backrest adjustment- Lateral tilting and mattress base height adjustment

Additional equipment



Scale
<ul style="list-style-type: none">The ergonomically designed handset can be hooked onto the headboard or footboard or stowed in the linen holder



Standard sliding rail
<ul style="list-style-type: none">Allows space-saving attachment of additional equipment along the sides of the bedProfile 10 x 25 mm



Integrated lower leg rest extension
<ul style="list-style-type: none">Added comfort with the bed extensionThe bars also extend the lower leg rest



Bed extension
<ul style="list-style-type: none">The integrated extension can be pulled out in secondsIt extends the length of the mattress base by 28 cm



Linen holder
<ul style="list-style-type: none">The linen holder provides a hygienic space for placing items while making the bed

Equipment and options

	Sicuro tera	Sicuro tera with scale	Sicuro tera extra long	Sicuro tera extra long with scale
Safety sides				
Protega	✓	✓	✓	✓
Lateral tilting				
25°	✓	✓	✓	✓
Head and footboard design				
Intercontinental, removable	✓	✓	✓	✓
Rondo, removable	0	0	0	0
Stelo, removable	0	0	0	0
Basic colour				
Crystal white NCS S0500N	✓	✓	✓	✓
Decontamination, degree of protection				
Automated reprocessing, IPX6W	✓	✓	✓	✓
Mattress bases				
PP hygiene mattress base for belt system	✓	✓	✓	✓
PP hygiene mattress base for belt system, with radiolucent backrest	0	0	0	0
Wall deflection rollers with wall buffer cones				
4 plastic, all sides	✓	✓	✓	✓
2 universal at head end, 2 plastic at foot end	0	0	0	0
Castors				
Integral castor Ø 150 mm	✓	✓	✓	✓
Double castor Ø 150 mm	0	0	0	0
Double castor, low design, Ø 150 mm ¹⁾	0	0	0	0
5th castor				
Castor Ø 125 mm	0	0	0	0
Conductive castor coating				
1 castor	✓	✓	✓	✓
2 castors	0	0	0	0
4 castors	0	0	0	0
Brake pedal				
2 x die cast, chrome-plated with coloured marking	✓	✓	✓	✓
4 x die cast, chrome-plated with coloured marking	0	0	0	0
Directional castor position				
Head end, right	✓	✓	✓	✓
Head end, left	0	0	0	0
Foot end, right	0	0	0	0
Foot end, left	0	0	0	0
Centre of bed	0	0	0	0

Colours and decors

To adapt the Sicuro tera to your own furnishing concept, we offer a selection of six different decors from the Stiegmeyer Resopal collection.

Silver Grey 0160-60	Snow White 9417-60	Gold 0446-60
Azur 0744-60	Baltic Sea D475-60	Storm 10542-60

	Sicuro tera	Sicuro tera with scale	Sicuro tera extra long	Sicuro tera extra long with scale
Control devices				
Integrated control panel + control box	✓	✓	✓	✓
Integrated control panel + control box +1 LCD handset	0	0	0	0
Integrated control panel + control box +2 LCD handsets	0	0	0	0
Out-of-Bed system				
Yes (connection to call system)	–	0	–	0
Additional equipment				
6 standard sliding rails at the sides and 1 at the head end	✓	✓	✓	✓
Standard sliding rail at foot end	0	0	0	0
Sliding rails on backrest	0	0	0	0
Linen holder	✓	✓	✓	✓
Bed extension	✓	✓	✓	✓
Lower leg rest extension	0	0	0	0
Angle indicator	✓	✓	✓	✓
Adapter sleeve for patient lifting pole				
Oval pole	✓	✓	✓	✓
Round pole	0	0	0	0
Electronic features				
Foot switches with two adjustment functions	0	0	0	0
Brake signal	0	0	0	0
Under bed light	✓	✓	✓	✓
Rechargeable battery				
Lithium-ion battery	✓	✓	✓	✓

Technical data

All figures given are approximate values.

	Sicuro tera	Sicuro tera with scale	Sicuro tera extra long	Sicuro tera extra long with scale
Dimensions and weights				
Overall dimensions	103,8 x 218,6 cm	103,8 x 218,6 cm	103,8 x 226,6 cm	103,8 x 226,6 cm
Mattress base (mattress dimensions)	90 x 200 cm	90 x 200 cm	90 x 210 cm	90 x 210 cm
Bed extension	28 cm	28 cm	18 cm	18 cm
Mattress base division	83 – 15 – 33 – 53 cm	83 – 15 – 33 – 53 cm	83 – 15 – 33 – 61 cm	83 – 15 – 33 – 61 cm
Backrest length compensation	10 cm	10 cm	10 cm	10 cm
Safe working load	260 kg	260 kg	260 kg	260 kg
Maximum weight of patient	220 – 250 kg	220 – 250 kg	220 – 250 kg	220 – 250 kg
Ground clearance of chassis ²⁾	6 cm	6 cm	6 cm	6 cm
Total weight	208 kg	218 kg	208 kg	218 kg
Protection height of safety sides	42 cm	42 cm	42 cm	42 cm
Adjustment ranges				
Tilting to Trendelenburg position	16°	16°	16°	16°
Tilting to reverse-Trendelenburg position	18°	18°	18°	18°
Height of mattress base ¹⁾	45 – 84 cm	45 – 84 cm	45 – 84 cm	45 – 84 cm
Backrest angle	70°	70°	70°	70°
Thigh rest angle	40°	40°	40°	40°
Lateral tilting	25°	25°	25°	25°



STIEGELMEYERGROUP



Solutions for people who care

The Stiegmeyer Group is Germany's leading manufacturer of medical beds for hospitals, nursing homes and homecare. With modern bedside cabinets, furniture and digital assistance systems, it is also an innovative provider of comprehensive solutions. The family-run company successfully develops offers for international markets in more than 100 countries.

Our strengths:

- Product development at our Herford headquarters in Germany – production in four modern factories in Germany and Poland
- Factory in China for the Chinese market
- Subsidiaries and sales partners in many countries
- Top-class service with reliable spare parts supply
- Training and process optimisation for our customers
- Sustainable action with strong social commitment

1 000
EMPLOYEES
WORLDWIDE

11
LOCATIONS
in Germany, Poland,
the Netherlands, Belgium,
France, Finland,
South Africa and China

Tailor-made
OFFERS
for all
MARKETS

MORE THAN
100 000 beds
produced
every year

International
CERTIFI-
CATION

UP TO
15-YEAR
spare part availability

DISTRIBUTION
in more than
100 countries

GERMAN
ENGINEERING

Our expertise

- Hospital
- Nursing home
- Homecare
- Lifestyle beds
- Furniture systems
- Service

Our values

- Experienced
- Human
- Reliable
- Solution-focused
- Open-minded
- Confident

Our brands





STIEGELMEYERGROUP

Solutions for people who care



Hauptsitz / Headquarters

Deutschland / Germany
Stieglmeyer GmbH & Co. KG
Ackerstraße 42
32051 Herford
Phone +49 (0) 5221 185 - 0
Fax +49 (0) 5221 185 - 100
info@stieglmeyer.com
www.stieglmeyer.com



Hauptsitz / Headquarters

Deutschland / Germany
Burmeier GmbH & Co. KG
Industriestraße 53
32120 Hiddenhausen
Phone +49 (0) 5223 9769 - 0
Fax +49 (0) 5223 9769 - 090
info@burmeier.com
www.burmeier.com

France
Stieglmeyer SAS
16 Avenue de l'Europe
Bâtiment SXB1
67300 Schiltigheim
Phone +33 (0) 4 7238 - 5336
contact@stieglmeyer.fr
www.stieglmeyer.fr

South Africa
Stieglmeyer Africa (PTY) Ltd.
The Estuaries - Century City
Cape Town, 7441
Phone +27 (0) 21 555 - 1415
Fax +27 (0) 21 555 - 0639
info.southafrica@stieglmeyer.com
www.stieglmeyer.co.za

Nederland / Netherlands
Stieglmeyer BV
Peppelenbos 7
6662 WB Elst
Phone +31 (0) 345 581 - 881
info@stieglmeyer.nl
www.stieglmeyer.nl

Suomi / Finland
Stieglmeyer Oy
Ahjokatu 4 A
15800 Lahti
Phone +358 (0) 3 7536 - 320
stieglmeyer@stieglmeyer.fi
www.stieglmeyer.fi

Polska / Poland
Stieglmeyer Sp. z o.o.
86-212 Stolno
Grubno 63
Phone +48 56 6771 - 400
Fax +48 56 6771 - 410
info.stolno@stieglmeyer.pl
www.stieglmeyer.pl

België / Belgique / Belgium
Distrac Group
3320 Hoegaarden
Bleyveld 14
Phone +32 (0) 16 76 82 82
info@distracgroup.com
www.distracgroup.com

China
Stieglmeyer China Co. Ltd.
Poly Center, No. 8 South Wenhua Road
Dongping New Town, Shunde District
528300 Foshan
Phone +86 757 29878710 - 0
info@stieglmeyer.cn
www.stieglmeyer.cn



stieglmeyer-group.com

Nicht alle Produkte und Konfigurationen sind in jedem Land verfügbar. Not all products and configurations are available in every country.
Technische Änderungen vorbehalten. Leichte Farbabweichungen der Originale sind drucktechnisch bedingt. Stand 12/2024. Version 04-125. Artikel-Nr. 601416.
Subject to technical changes without notice. The shown product colours may differ slightly from the actual product. Last updated 12/2024. Version 04-125. Item no. 601416.